

Sewer Connection Application

IMPORTANT: The information provided by you on this form will be used by Narrabri Shire Council or its agents to process this application. The provision of this information is voluntary, however, if you do not provide the information, Council may not be able to fully process your application. Once collected by Council, the information can be accessed by you in accordance with Council's Privacy Management Plan or in special circumstances, where Commonwealth legislation requires or where you give permission for third party access

Date:.....

I hereby apply for connection of a sewer service to the property described below:

1. Applicant Details

Name: Company Name:

Postal Address:

Town: State and Postcode:

Phone Number: Mobile Number:.....

Fax Number: Email Address:

2. Property Details

Address: ..

.....

Lot Number:.....Section Number:.....Deposited plan number:.....

Service:	Size of Service/s:	Type of Consumer:
<input type="checkbox"/> NEW CONNECTION	<input type="checkbox"/> 150mm (NORMAL)	<input type="checkbox"/> DOMESTIC
<input type="checkbox"/> RECONNECTION	<input type="checkbox"/> OTHER (Specify):.....	<input type="checkbox"/> COMMERCIAL
<input type="checkbox"/> DISCONNECTION: Date:.....	<input type="checkbox"/> COMMERCIAL/RESIDENTIAL
<input type="checkbox"/> MODIFICATION		<input type="checkbox"/> INDUSTRIAL
		<input type="checkbox"/> INSTITUTIONAL
		<input type="checkbox"/> PUBLIC USES

The undersigned confirm they have read and accepted the Sewer Junction Connection Policy attached to this form and conditions that are in accordance with the *Local Government Act 1993*.

Owners Name: Plumbers Name:

Address: Address:

.....

Phone No: Phone No:

..... Licence No:

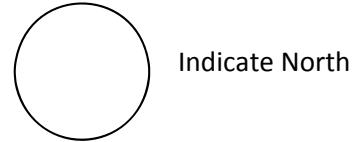
Signature: Signature:

****Note:** This application is considered a binding agreement and must be signed personally by the property owner/s and the licensed plumber. Applicants are reminded that sufficient information must be supplied on the **CONNECTION DIAGRAM** (see over) to identify the allotment to which the application refers. This should include nearest cross street and any other necessary identification. Adequate survey pegs defining the front boundary must be available on site to enable installation of the service in the correct position. If sufficient information is not supplied, it may be necessary for the application to be returned and it is very likely that delays in installation will result. The applicant is responsible to ensure that the area at which the service is to be installed is clear of materials or rubbish.

SEWER CONNECTION DIAGRAM

Draw a diagram of the block showing the nearest street(s) and adjacent blocks. On the diagram clearly mark the desired location of sewer connection and show the distance from the nearest side boundary.

NB: A clearly labelled peg should also be placed on site indicating the desired location of the service.



SEWER JUNCTION CONNECTION POLICY



Responsible Department: Engineering Services
Responsible Section: Water Services
Responsible Officer: Manager Water Services

Objective

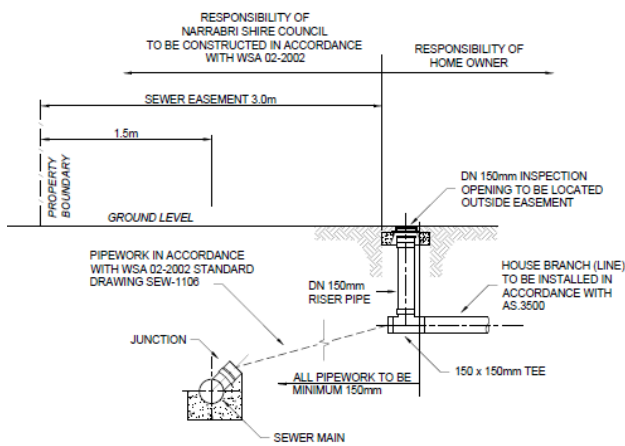
To ensure:

- Clear, concise and easy to follow advice in undertaking Sewer Connections.
- Current applications records are accessible on or via Council’s record management system.

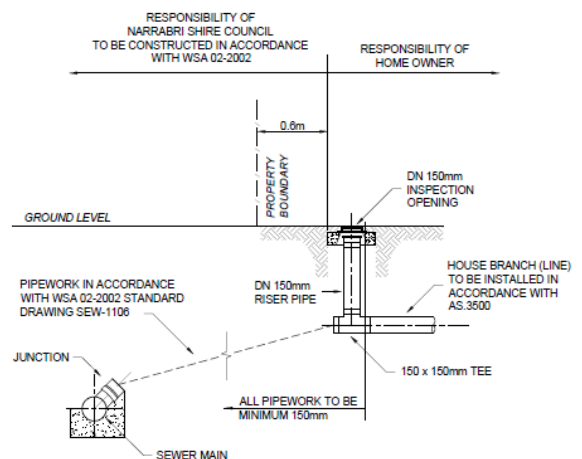
Introduction

Council’s Sewerage System transports sewerage to Council’s treatment plant. The integrity of the system allows council to manage its Public and Environmental Health responsibilities.

The sections of pipework that are Council’s responsibility are identified in the following two diagrams.



Sewer Main Located Inside the Property



Sewer Main Located Outside the Property

Policy

Connection to Council's Sewerage System will be approved and provided by Council, subject to the following conditions:

1. A Sewerage Service Connection form is completed signed and the appropriate payment is made in accordance with Council's Fees and Charges.
2. The property owner will be responsible for ensuring that:
 - a) No trade waste (liquid or otherwise) enters Council's Sewerage System without Council's approval via a trade waste agreement;
 - b) Stormwater does not enter Council's Sewerage System (ie roof or yard connections);
 - c) Seepage and subsoil water does not enter Council's Sewerage System;
 - d) The Sewerage Service connection and appropriate pipe work and fittings are adequately protected;
 - e) The Inspection Opening is readily accessible at all times and covered by a commercially available screw cap fitted 100mm proud of the ground level.
3. The property owner will (at their cost) engage a licensed plumber to repair or replace any pipework, that is not the responsibility of Council as outlined in the diagram above.
4. The property owner will (at their cost) engage a licensed plumber to clear all blockages of any pipework, that is not the responsibility of Council as outlined in the diagram above. All debris from any blockage is to be captured and removed from the pipe work and not simply pushed into Council's Sewerage System.
5. Council will recover from the property owner any costs that Council incurs as a result of the following:
 - a) The property owner damaging any pipe work owned by Council;
 - b) Council having to locate an Inspection Opening that is not readily accessible;
 - c) Council having to clear above ground obstructions located above a Sewerage Connection point on private property;
 - d) Council having to clear its Sewerage System as a result of debris being cleared from a property owners blocked pipeline and that debris ending up in Council's Sewerage System.
6. Should Council decide to provide a new connection point due to damage from tree roots or other causes emanating from the property, the property owner will be required to adjust their own pipework at their own cost.

History

MINUTE NUMBER	MEETING DATE	DESCRIPTION OF CHANGE
637/2000	19 December 2000	Adopted
565/2003	16 December 2003	Reviewed
212/2010	20 April 2010	Reviewed
26/2012	21 February 2012	Reviewed
607/2013	3 September 2013	Reviewed
164/2017	15 August 2017	Reviewed