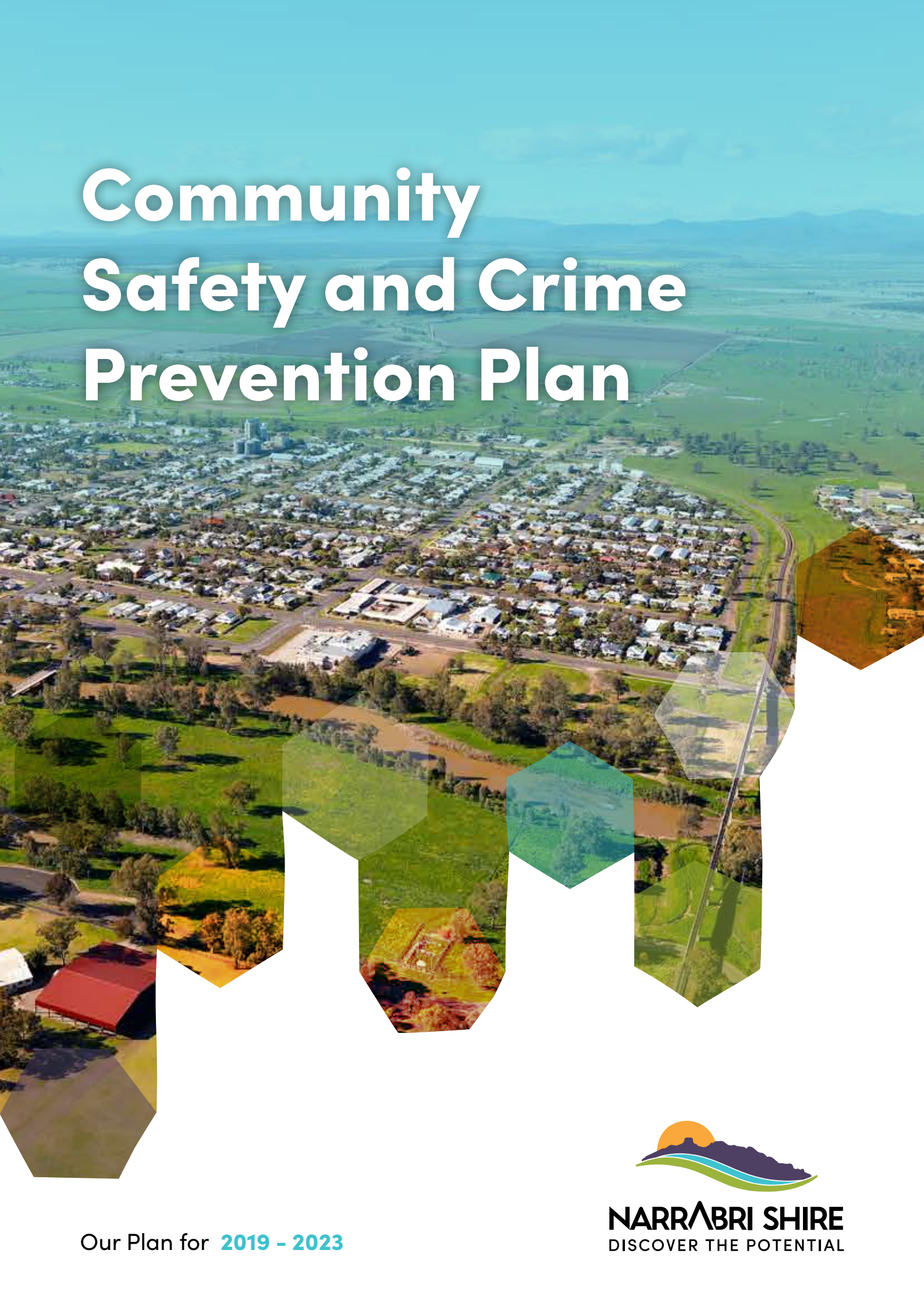


# Community Safety and Crime Prevention Plan



Our Plan for **2019 - 2023**



**NARRABRI SHIRE**  
DISCOVER THE POTENTIAL

# Contents

<b>01 Introduction</b>	<b>3</b>
Acknowledgement of Country	3
Message from our General Manager	3
Background	4
<b>02 Strategic Alignment</b>	<b>6</b>
Our Vision	6
How does our Community Safety and Crime Prevention Plan fit?	7
<b>03 Developing the Plan</b>	<b>11</b>
Legislation	11
Exsisting Framework	11
Community Engagement and Consultation	12
<b>04 Community Profile</b>	<b>14</b>
Narrabri Shire Local Government Area - Who are we?	14
<b>05 Crime Profile</b>	<b>18</b>
Crime Profile	18
Priority Offence Statistics	20
<b>06 Action Plan</b>	<b>31</b>
<b>07 Appendices</b>	<b>38</b>
<b>08 Glossary</b>	<b>49</b>

# Introduction

## ACKNOWLEDGMENT OF COUNTRY

“Narrabri Shire Council acknowledges and pays respect to the Kamilaroi people and their Elders, both past and present, as Traditional custodians of the land which Narrabri Shire Council operations are conducted.

The Narrabri Shire has a rich history of culture and Council is stepping toward endeavours to unite the Community in preserving the unique heritage and celebrating our community diversities. Council recognises the valuable contribution to the Narrabri Shire made by Aboriginal and Torres Strait Islander peoples and looks forward to a future of mutual respect and harmony.”

*Adopted by Narrabri Shire Council in July 2016.*

## MESSAGE FROM OUR GENERAL MANAGER

As General Manager of Narrabri Shire Council, it gives me great pleasure to present to the community the Narrabri Shire Community Safety and Crime Prevention Plan 2019 – 2023. This plan has been developed using the NSW Government Department of Justice document, Guidelines for developing a crime prevention strategy.

The Narrabri Shire Community Safety and Crime Prevention Plan 2019 – 2023 was created in consultation with representatives from the Oxley Police District, the Narrabri Shire Crime Prevention Advisory Committee, various service providers and agencies, and the Narrabri Shire community.

The Plan sets out a clear path for the methods that Council, in partnership with NSW Police, Federal and State Governments, local service providers, and community organisations will use to address concerns about crime within Narrabri Shire Local Government Area.

Council is committed to working collaboratively to achieve the actions identified within this plan.

**Stewart Todd**  
General Manager

### BACKGROUND

The *Narrabri Shire Community Safety and Crime Prevention Plan 2019 – 2023* was created in consultation with representatives from the Oxley Police District, the Narrabri Shire Crime Prevention Advisory Committee, various service providers and agencies, and the Narrabri Shire community.

The Narrabri Shire Crime Prevention Advisory Committee is an Advisory Committee to Council that meets on a quarterly basis and is required to make recommendations to Council. The responsibility of the Crime Prevention Committee is to:

- Provide input into the drafting of the Crime Prevention Strategy for the Narrabri Shire
- Monitor implementation of the Crime Prevention Strategy for the Narrabri Shire
- Provide assistance in seeking funding for and carrying out actions and projects identified in the *Crime Prevention Strategy 2014 – 2018*

The Crime Prevention Committee is made up of the following members:

- **Two (2)** Councillors as appointed
- **Two (2)** Council Officers being the Director of Development and Economic Growth (or delegate) and the Economic Development Manager (or delegate)
- **One (1)** individual from the field of Law Enforcement
- **One (1)** individual from the Narrabri Shire Interagency Group
- **One (1)** individual from the Department of Education within Narrabri Shire
- **One (1)** individual from Narrabri Liquor Accord.
- **One (1)** individual representing Narrabri & District Chamber of Commerce, Wee Waa Chamber of Commerce, and Boggabri Business & Community Progress Association
- **One (1)** individual representing the Aboriginal and Torres Strait Islander community
- **Two (2)** community representatives

Narrabri Shire Council's previously adopted plans include:

- *Crime Prevention Plan 2007 – 2010*; and
- *Narrabri Shire Crime Prevention Strategy 2014 – 2018*.

The *Crime Prevention Plan 2007 – 2010* was adopted by Council in February 2007 with the ambitious target of fourteen (14) strategies outlined. A report was presented to Council in May 2010 that summarised the strategies and associated outcomes. The report detailed that the Crime Prevention Plan 2007 – 2010 was ineffective as the number of strategies were unachievable without already secured funding to carry out the objectives.

The *Narrabri Shire Crime Prevention Strategy 2014 – 2018* was adopted by Council in February 2015 and included the following four (4) projects:

- **PROJECT 1** Increase CCTV and Lighting in hotspot areas as well as the three (3) main CBD streets in the Shire being Boggabri, Narrabri and Wee Waa, consistent with Council's Street Lighting on Public Roads Policy.
- **PROJECT 2** Community Education – Home and Vehicle Security
- **PROJECT 3** Development of a Narrabri Shire Youth Strategy
- **PROJECT 4** Drug Education Programs

On 3 November 2016, the strategy was approved as a Safer Community Compact under Part 4 of the *Children (Protection and Parent Responsibility) Act 1997*, this remained in force for a period of three (3) years.



# Strategic Alignment

## OUR VISION:

“A strong and vibrant regional growth centre providing a quality living environment for the entire Shire community.”



## THEME 1 - OUR SOCIETY

### Strategic Direction 1: Safe, Inclusive and Connected Community

A safe, supportive community where everyone feels welcomed, valued and connected.



## THEME 3 - OUR ECONOMY

### Strategic Direction 3: Progressive and Diverse Economy

A strong, diverse economy that attracts, retains and inspires business, industry and tourism growth.



## THEME 2 - OUR ENVIRONMENT

### Strategic Direction 2: Environmentally Sustainable and Productive Shire

Maintaining a healthy balance between our natural and built environments.



## THEME 4 - OUR CIVIC LEADERSHIP

### Strategic Direction 4: Collaborative and Proactive Leadership

Working proactively together to achieve our shared vision with strong strategic direction.

HOW DOES OUR COMMUNITY SAFETY AND CRIME PREVENTION PLAN FIT?

STRATEGY / POLICY / LEGISLATION / PLAN	RELEVANT STRATEGIES / ACTIONS / INFORMATION
<b>INTERNATIONAL</b>	
<p>United Nations (UN) Guidelines for the Prevention of Crime</p>	<p>The 2002 UN Guidelines for the Prevention of Crime outline eight principles on which prevention should be based:</p> <ol style="list-style-type: none"> <li>1. Government leadership: at all levels to create and maintain an institutional framework for effective crime prevention.</li> <li>2. Socio-economic development and inclusion: integration of crime prevention into relevant social and economic policies, focus on integration of at risk communities, children, families and youth.</li> <li>3. Cooperation and partnerships: between government organisations, civil society, business sector.</li> <li>4. Sustainability and accountability: adequate funding to establish and sustain programs and evaluation, and clear accountability for funding.</li> <li>5. Use of a knowledge base: using evidence of proven practices as the basis for policies and programs.</li> <li>6. Human rights/rule of law/culture of lawfulness: respect for human rights and promotion of a culture of lawfulness.</li> <li>7. Interdependency: take account of links between local crime problems and international organised crime.</li> <li>8. Differentiation: respecting different needs of men and women and vulnerable members of society.</li> </ol>
<b>FEDERAL</b>	
<p>National Crime Prevention Framework</p>	<p>The Australian Institute of Criminology (AIC) is Australia’s national research and knowledge centre on crime and justice, compiling trend data and disseminating research and policy advice. The National Crime Prevention Framework has been developed by the AIC as a resource which outlines the most effective approaches to the prevention of crime.</p>

## Strategic Alignment

STRATEGY / POLICY / LEGISLATION / PLAN	RELEVANT STRATEGIES / ACTIONS / INFORMATION
<b>STATE</b>	
NSW 2021	<ul style="list-style-type: none"> <li>• Prevent and reduce the level of crime</li> <li>• Prevent and reduce the level of re-offending</li> <li>• Improve community confidence in the justice system</li> </ul> <p>In the plan NSW 2021, the NSW Government makes a commitment to maintain a strong focus on frontline policing, and target crime hotspots and repeat offenders to reduce the level of crime in NSW. It was also a focus to provide communities with more ways to be involved in local crime prevention activities to improve safety and security in the neighbourhoods.</p>
NSW Police Force Crime Prevention Strategy 2015 - 2017	<p>The strategy states the following:</p> <p>Crime prevention requires understanding and responding to both cause and the crime. Crime prevention is achieved when:</p> <ul style="list-style-type: none"> <li>• Police respond to a crime issue before it becomes a significant crime problem and reduce the need to repeatedly respond to similar incidents.</li> <li>• Police and communities work together with other partners to understand the problem and implement local solutions.</li> <li>• Intervention occurs which prevents or reduces crime that may have occurred if that intervention did not take place.</li> </ul>
The Children (Protection and Parental Responsibility) Act 1997 (the Act)	<p>Part 4 of the Act provides the Attorney General opportunities to support Local Government in the development of local crime prevention plans in conjunction with the community.</p>



## Strategic Alignment

STRATEGY / POLICY / LEGISLATION / PLAN	RELEVANT STRATEGIES / ACTIONS / INFORMATION
<b>REGIONAL AND LOCAL</b>	
<p>New England North West Regional Plan 2036</p>	<p><b>Direction 19</b></p> <p>Support healthy, safe, socially engaged and well-connected communities.</p> <p>Crime prevention through environmental design principles can reduce the potential for crime through design and place management, helping people to feel safe and more comfortable. Safe, active and lively community space are often supported by events and promotion. This fosters healthy living through physical activity, social interaction and community pride.</p>
<p>Narrabri Shire Council Community Strategic Plan 2017-2027</p>	<p><b>Strategy 1.1.2</b></p> <p>Maximise community safety through the implementation of crime prevention and risk management actions.</p>



# Developing the Plan

## LEGISLATION

*The Children (Protection and Parental Responsibility) Act 1997* provides for the Attorney General to support Councils leading crime prevention activity in NSW. Under Part 4 of the Act, Local Government is identified as the lead agency for identifying and implementing local crime prevention strategies in NSW. The objectives defined in this part are:

(a) to work towards a safer environment by fostering community involvement in the development of local crime prevention plans prepared on the initiative of local government councils (with the assistance, at the request of the councils, of the Attorney General) for measures to be taken within their areas to reduce crime, and

(b) to assist in the funding of the development of safer community compacts and of certain initiatives under safer community compacts through grants made by the Attorney General.

*The Local Government Act 1993 Section 8A* provides guiding principles for Council to the exercise of functions by Councils. Relevant principles include:

(a) Councils should provide strong and effective representation, leadership, planning and decision-making.

(c) Councils should plan strategically, using the integrated planning and reporting framework, for the provision of effective and efficient services and regulation to meet the diverse needs of the local community.

(e) Councils should work co-operatively with other councils and the State government to achieve desired outcomes for the local community.

## EXISTING CRIME PREVENTION FRAMEWORK

*The Narrabri Shire Community Safety and Crime Prevention Plan 2019–2023* incorporates best practice approaches and methods as identified in the National Crime Prevention Framework.

Strategies include those that modify the physical environment to reduce the opportunities for crime to occur (environmental approaches), and those that address the underlying social and economic causes of crime and limit the supply of motivated offenders (social and structural approaches). National Crime Prevention Framework, Pg3.

There are **four (4) main types of crime prevention strategies** identified in the National Crime Prevention Framework:

- Situational crime prevention
- Developmental crime prevention
- Social crime prevention
- Proactive criminal justice procedures

### COMMUNITY ENGAGEMENT AND CONSULTATION

This Plan has been developed in consultation with a wide range of community members, organisations, and key stakeholders. This consultation assisted us in determining the views of the community in relation to crime prevention and community safety.

#### Narrabri Shire Crime Prevention Advisory Committee (the Committee)

The Committee meets on a quarterly basis and one of their responsibilities is to provide input into the drafting of the Crime Prevention Plan for Narrabri Shire. The Committee reviewed the Crime Prevention Survey prior to publication, advised on distribution methods, and endorsed the release for a 30-day period. The Committee also provided input into the determination of the priority offences for inclusion in the Crime Prevention Plan 2019–2023.

#### NSW Police (Oxley Police District)

Council met with representatives from the Oxley Police District, Narrabri Sector to discuss the priority offences to be addressed in the Narrabri Shire Crime Prevention Plan 2019 – 2023.

#### Community Satisfaction Survey

The Community Satisfaction Survey was conducted by Micromex Research in 2017 and sought to examine community attitudes and perceptions towards current and future services and facilities provided by Council. A sample size of 400 respondents provided feedback on a range of Council responsibilities including community safety and crime prevention. This topic was identified as the 4th highest priority for Narrabri Shire residents and provided a low satisfaction level, indicating a requirement for improvement.

#### Crime Prevention Survey

A Crime Prevention survey was conducted via Survey Monkey for the period between 13 March 2019 to 12 April 2019. A total of 336 surveys were completed independently from advertising on Council's website,

Facebook page and within local newspapers.

The survey was also available in hard copy upon request. Council Officers attended Youth Week events in Boggabri and Wee Waa to gather survey responses from Shire students. An email was sent to all Council employees (approximately 168 recipients) encouraging them to contribute and complete an online survey via the Survey Monkey link.

#### Presentation to Narrabri Shire Interagency Meeting

The Narrabri Shire Interagency Group is made up of representatives from various organisations and service providers across Narrabri Shire. The purpose of the group is to encourage all services to come together to develop and lead projects, campaigns and events that encourage community involvement and awareness. Council attended an Interagency meeting to present a draft crime profile, to gather information on the proposed priority offences for inclusion in the Crime Prevention Plan, and to workshop potential projects and programs to address identified priority offences.

#### Other Community Consultation Activities include:

- One on one meetings with relevant Council staff;
- Workshop with Council Managers in relation to actions identified within the Action Plan;
- Individual consultation with Narrabri and District Community Aid Service Inc. representatives;
- Internal desktop audit of Federal, State, Regional, and Local strategic planning documents for content relative to the development of a Crime Prevention Plan;
- Analysis of Bureau of Crime Statistics and Research (BOCSAR) data;
- Review and analysis of 2016 Australian Bureau of Statistics (ABS) census data specific to Narrabri Shire Local Government Area.

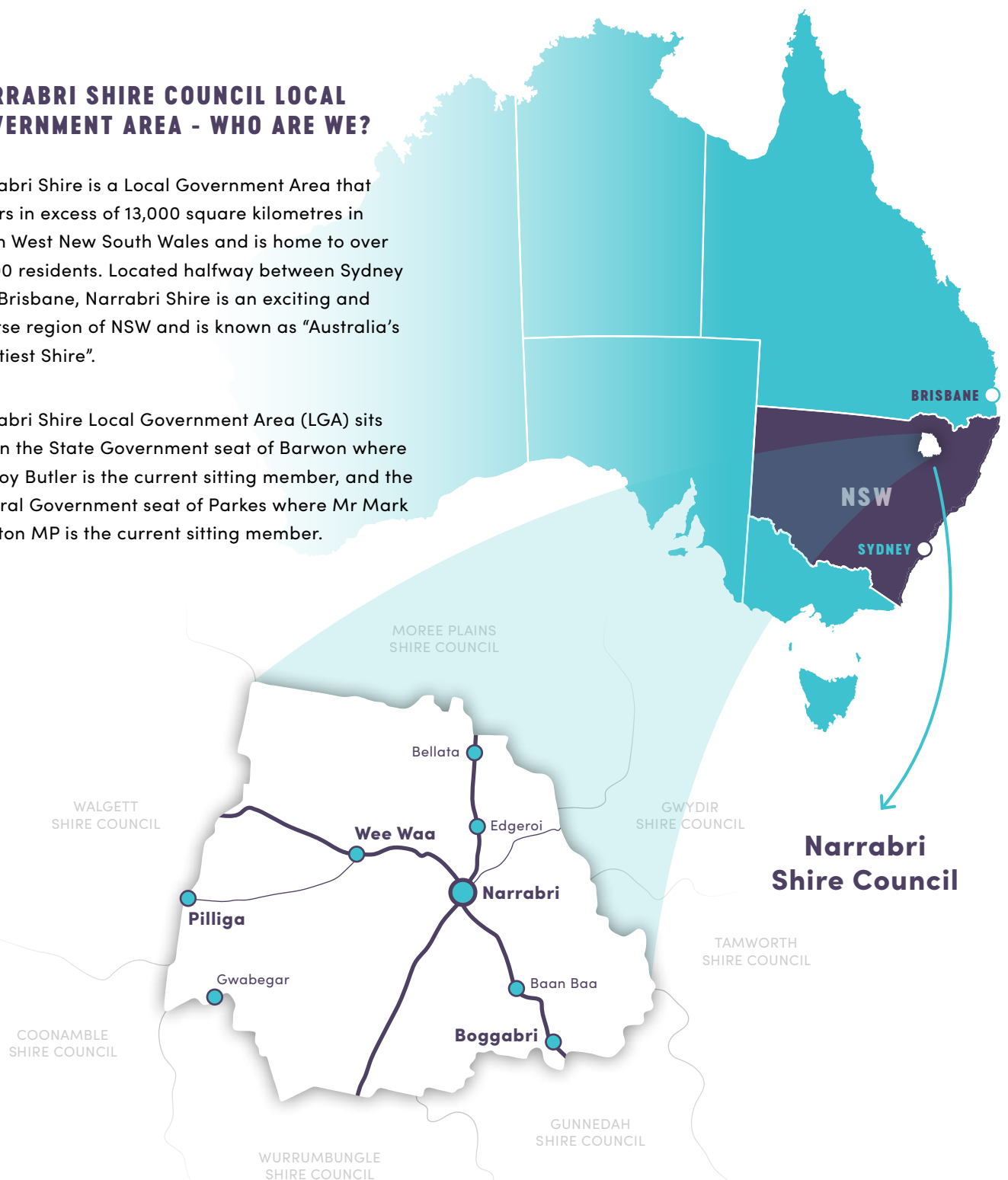


# Community Profile

## NARRABRI SHIRE COUNCIL LOCAL GOVERNMENT AREA - WHO ARE WE?

Narrabri Shire is a Local Government Area that covers in excess of 13,000 square kilometres in North West New South Wales and is home to over 13,000 residents. Located halfway between Sydney and Brisbane, Narrabri Shire is an exciting and diverse region of NSW and is known as "Australia's Sportiest Shire".

Narrabri Shire Local Government Area (LGA) sits within the State Government seat of Barwon where Mr Roy Butler is the current sitting member, and the Federal Government seat of Parkes where Mr Mark Coulton MP is the current sitting member.




**Narrabri  
Shire Council**

---

## Community Profile

---

This profile of the Narrabri Shire community is based on 2016 Australian Bureau of Statistics (ABS) Census data.



### POPULATION AND MEDIAN AGE

**The Narrabri Shire has a population of 13,387.** This population data was sourced from ABS for persons residing in Narrabri Shire in 2017.

**The area has a relatively young community, with a median age of 40 years.** This is almost identical to NSW and Australia's median age of 38 years.

### HOUSEHOLD INCOME



**The median weekly household income is \$1,242.** This amount is \$196 lower than the Australian figure of \$1438.

**The median weekly rent payment is \$200.** This amount is more than 40% lower than the NSW median amount of \$380.



### EMPLOYMENT

**60.6% of the Narrabri Shire community works full-time.** This percentage is higher than NSW by 1.4% and Australia by 2.9%.

**6.0% of the community is unemployed.** This percentage is lower than NSW by 0.3% and Australia by 0.9%.

### MOTOR VEHICLES



**The average amount of motor vehicles per dwelling is 2.**

# 12.2%

### ABORIGINAL AND TORRES STRAIT ISLANDER

**In the Narrabri Shire, 12.2% of the population identify as Aboriginal or Torres Strait Islander.** This percentage is four times higher than the NSW average.



### MORTGAGE REPAYMENTS

**The Narrabri Shire community has a median monthly mortgage repayment of \$1395.** This repayment amount is 42.36% lower than NSW's median monthly mortgage repayment amount of \$1986.



### TERTIARY OR TECHNICAL EDUCATION

**8.2% of the Narrabri Shire community is attending a tertiary or technical institution.** This percentage is lower than the NSW's percentage of 22.4% and Australia's percentage of 22%.



### DISABILITY

**4.4% of the Narrabri Shire community required help in their day-to-day lives due to disability.**

**10.8% of the Narrabri Shire community with a disability were provided unpaid assistance.**



### VOLUNTARY WORK

**24.6% of the Narrabri Shire community did voluntary work through an organisation or group.**



### RATES

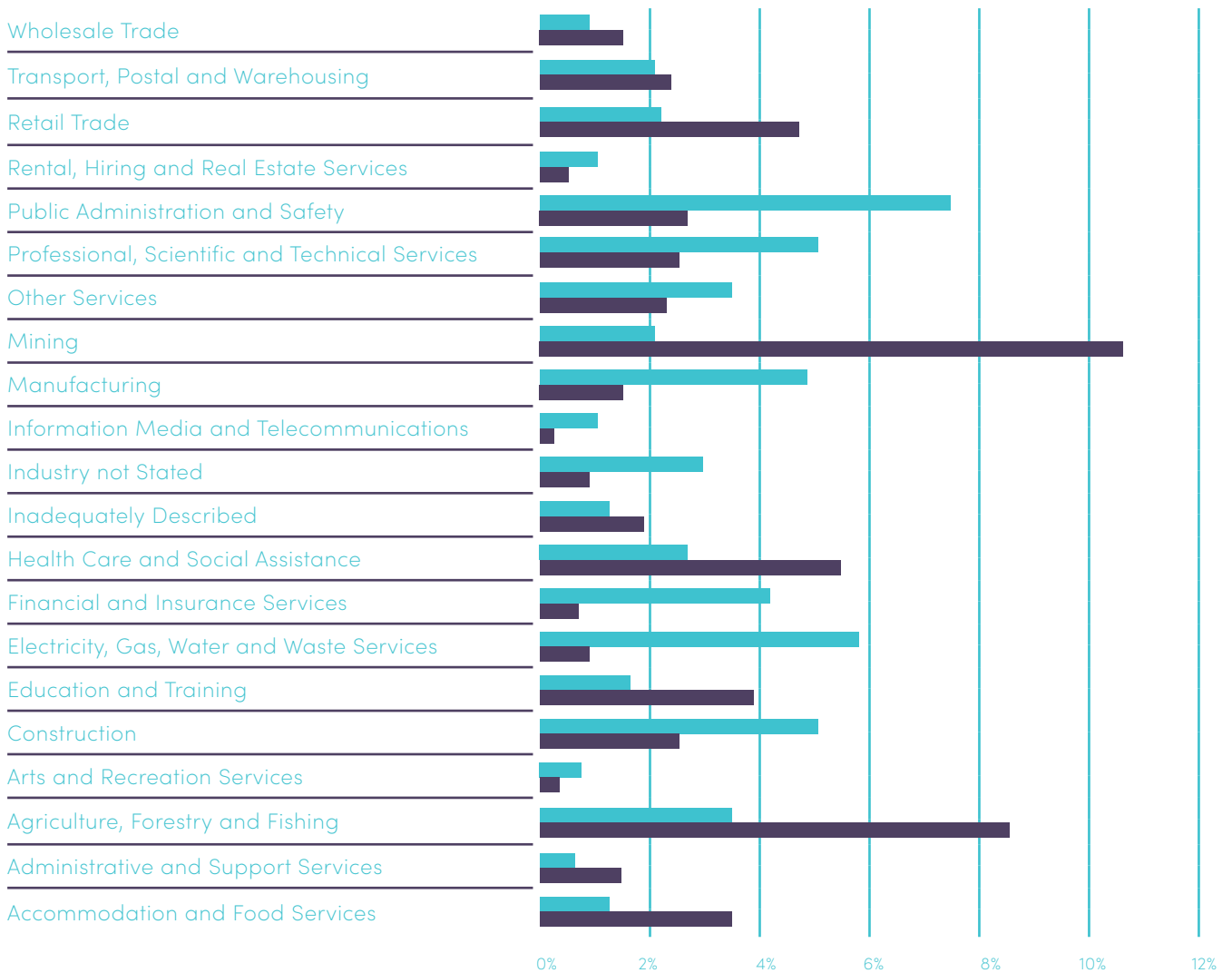
**The Narrabri Shire has 566 business rates assessments and 4626 residential assessments.**



## Community Profile

### EMPLOYMENT BY INDUSTRY

■ NSW ■ NARRABRI LGA



### OCCUPATION OF NARRABRI LGA RESIDENTS



# Crime Profile

Narrabri Statistical information included in the *Narrabri Shire Community Safety and Crime Prevention Plan 2019 – 2023* has been provided by the Narrabri Sector of the Oxley Police District, the NSW Government Bureau of Crime Statistics and Research, Narrabri Shire Council, and local non-government organisations.

It is important to note that whilst the number of incidents against some offences has increased, this may indicate an increase in the number of people who have reported crimes rather than the increase in the level of crime.

## **THERE ARE MANY REASONS WHY CRIMES ARE NOT REPORTED, SOME OF THESE ARE OUTLINED BELOW:**

- The possible implications for victims (including “payback” and re-victimisation)
- The perception that police will not be available to respond
- Perceived lack of confidence in apprehension and punishment outcomes
- Fear that the crime is not “serious” enough to warrant a police response

## **IN NSW THERE ARE FOUR WAYS TO REPORT A CRIME:**

- In a life-threatening or time-critical emergency, call **Triple Zero (000)**.
- For non-urgent crime, phone the Police Assistance Line on **131 444** who will take a police report and if necessary, arrange for police to attend.
- To remain anonymous, call **Crime Stoppers on 1800 333 000** or report via the Crimestoppers website **[www.crimestoppers.com.au](http://www.crimestoppers.com.au)**
- Visit **your local Police Station** to report a crime.

## Crime Profile

Table 1 following outlines the number of recorded offences against specific crime categories for the period from January 2015 to December 2018 (calendar year).

**TABLE 1: RECORDED OFFENCES AGAINST SELECTED CRIME TYPES – NARRABRI LGA – JANUARY 2015 TO DECEMBER 2018**

OFFENCE	JAN 2015 - DEC 2015	JAN 2016 - DEC 2016	JAN 2017 - DEC 2017	JAN 2018 - DEC 2018	48 - MONTH TREND	2015 LGA RANK**	2018 LGA RANK**
Arson	15	22	21	20	Not Calculated*	36	31
Assault - Domestic Violence Related	91	98	76	83	Stable	20	22
Assault -Non-Domestic Violence Related	93	87	88	78	Stable	12	26
Breach Apprehended Violence Order	46	45	56	53	Stable	29	25
Breach Bail Conditions	103	134	41	85	Down	18	33
Break and Enter - Dwelling	115	107	69	85	Down	17	19
Break and Enter - Non-Dwelling	66	43	23	34	Down	9	34
Drug Offences	124	93	41	60	Not Calculated*	-	-
Fraud	57	42	77	43	Stable	52	93
Indecent Assault - Act of Indecency and Other Sexual Offences	11	12	11	10	Not Calculated*	-	-
Intimidation, Stalking and Harassment	87	93	84	87	Stable	31	29
Liquor Offences	36	22	17	7	Not Calculated*	21	99
Malicious Damage to Property	203	225	169	135	Down	18	39
Motor Vehicle Theft	26	34	35	32	Not Calculated*	49	23
Steal from Dwelling	59	71	62	50	Stable	30	33
Steal from Motor Vehicle	92	79	75	89	Stable	25	21
Steal from Person	1	4	2	0	Not Calculated*	98	Equal Last
Steal from Retail Store	37	38	22	15	Stable	42	88
Stock Theft	4	4	3	4	Not Calculated*	-	-

\*Trend is not calculated if at least one 12-month period in the selected timeframe had less than 20 incidents. \*\*Ranks are only calculated for Local Government Areas (LGAs) with populations greater than 3000 people.

STATISTICS

Assault - Domestic Violence Related

Graph 1 shows the number of recorded incidents for the offence “Assault – domestic violence related” for the four-year period between January 2015 to December 2018.

Although the average annual percentage change for this period was -1.85%, there was an increase of 7 incidents between 2017 and 2018, resulting in an increase of 9.21% of recorded incidents.

The offences of “Breach Apprehended Violence Order” and “Intimidation, stalking and harassment” are quite high in the 2018 NSW LGA rankings, being 25th and 29th respectively. These offences are closely associated with the ranking of the offence of “Assault – domestic violence related” remaining stable at 22nd.

The NSW Recorded Crime Statistics 2018 show that 83% of offenders were male, with 29% of the total number of male offenders between 20 and 29 years of age, and a further 40% aged between 30 and 39 years of age. Narrabri LGA had 83 incidents of “Assault – domestic violence related” with 86% (71 occurrences) of these incidents occurring in residential dwellings, and a further 10% (8 occurrences) taking place in an outdoor or public place.

The most common times for the incidents to take place were 6.00am to 12.00pm on a Monday, followed by 6.00am to 12.00pm and 6.00pm to 12.00am on a Saturday. The proportion of offences flagged as alcohol related was 28% (23 occurrences), in comparison to 72% (60 occurrences) not being related to alcohol.

Graph 1: Assault - Domestic Violence Related, Narrabri LGA, January 2015 to Decemeber 2018



## Crime Profile

### Property Crime – includes Break and Enter Dwelling, Steal from Dwelling, Steal from Motor Vehicle and Motor Vehicle Theft

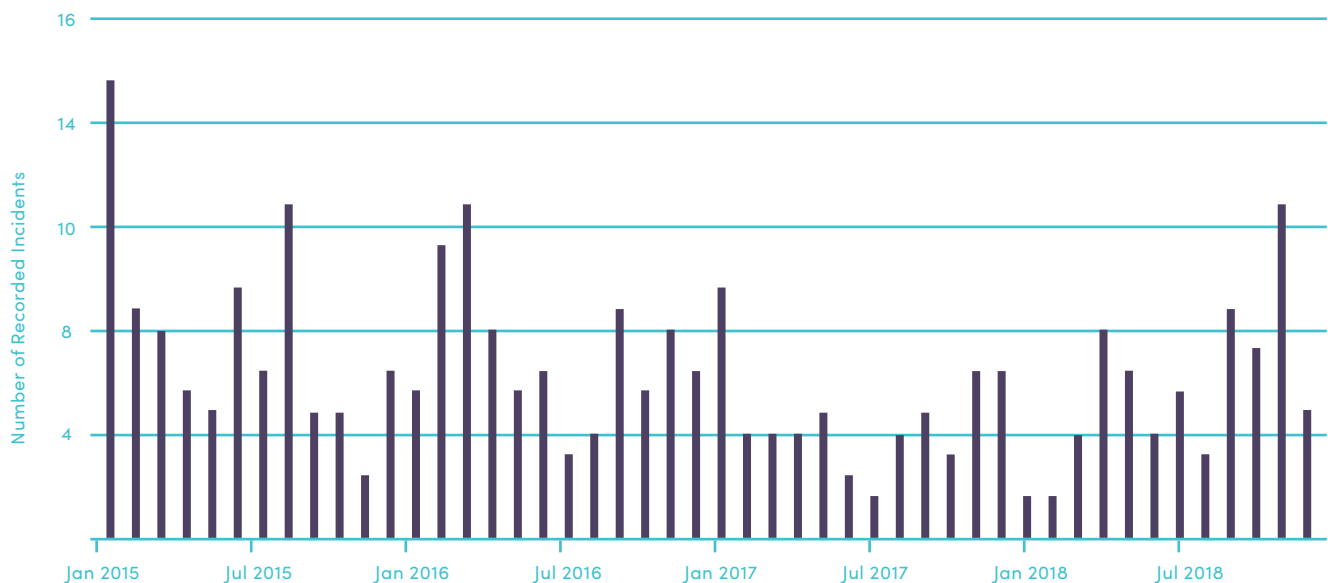
The graph shown below (Graph 2) indicates the number of recorded incidents against the offence of “Break and enter dwelling” in Narrabri LGA for the period January 2015 to December 2018.

The average percentage over the four-year period was -9.60%, this indicates a downward trend in the number of recorded incidents over the period.

One of the questions in the Crime Prevention Survey asked respondents on the most common crimes in their area, 86.40% of people who took part in the survey identified break and enter dwelling as the most common crime in their area, and 72.75% described the crime as “very severe”.

Based on the crime trends analysed in the NSW Recorded Crime Statistics 2018 for Narrabri LGA, the majority of property crime occurs during the week, at night. For those crimes proceeded against by NSW Police in the category of “break and enter dwelling” in Narrabri LGA, 77% of the offenders were male, 40% of those were aged between 20 and 29 years old, and 20% were aged between 10 and 17 years.

**Graph 2:** Break and enter – dwelling, Narrabri LGA, January 2015 to Decemeber 2018



Graphs 3 and 4 outline the types of premises where the incidents of “motor vehicle theft” and “steal from motor vehicle” occurred in Narrabri LGA during the period January 2018 to December 2018.

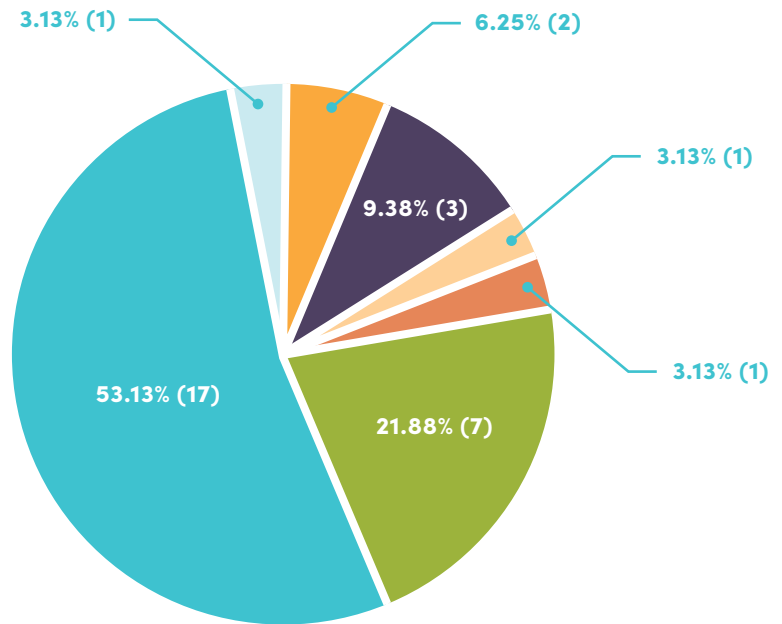
In both types of incidents, residential premises recorded the highest number of occurrences, with 53.13% (17 incidents), and 64.04% (57 incidents) respectively. The incident of “steal from motor vehicle” occurs most frequently in Narrabri LGA between 6.00pm and 12.00am on a Saturday.

The results of the Crime Prevention Survey showed that 51.51% of respondents rated the crimes of “motor vehicle theft” and “steal from motor vehicle” as “very severe”, and only 7.83% thought it was “not at all” a problem.

## Crime Profile

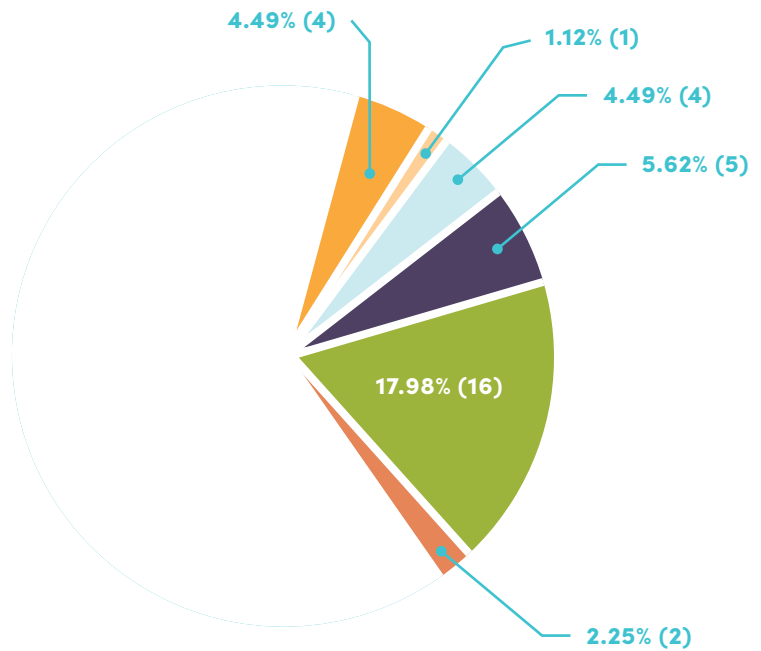
**Graph 3:** Incidents of motor vehicle theft, Narrabri LGA, January 2018 to Decemeber 2018

- Residential
- Outdoor / Public Place
- Carpark
- Retail / Wholesale
- Rural Industry
- Licensed Premises
- Industrial



**Graph 4:** Incidents of steal from motor vehicle, Narrabri LGA, January 2018 to Decemeber 2018

- Residential
- Outdoor / Public Place
- Industrial
- Rural Industry
- Carpark
- Recreation
- Retail / Wholesale



## Crime Profile

### Drug Offences

Drug offences are defined as possessing, selling, dealing, trafficking, importing, manufacturing or cultivating illicit drugs and misuse of licit prescription drugs.

In the recent Crime Prevention Survey undertaken by Council, 70.09% of respondents indicated that in their opinion, possession and/or use of drugs was the most common crime in their area. When asked to rate the severity of the crime, 68.58% rated the possession and/or use of drugs as very severe.

There were 60 recorded incidents of drug offences in Narrabri LGA for the period January to December 2018. October recorded the highest number of incidents with 13, followed by May (9 incidents) and April (8 incidents). The most common time for an incident was on a Friday from 6.00pm to 12.00am (6 incidents), and on a Thursday between 6.00am and 12.00pm (6 incidents).

**Table 2:** Summary of drug offences, Narrabri LGA, January 2015 to December 2018

TYPE OF DRUG OFFENCE	NUMBER OF RECORDED INCIDENTS JAN 2015 - DEC 2015	NUMBER OF RECORDED INCIDENTS JAN 2016 - DEC 2016	NUMBER OF RECORDED INCIDENTS JAN 2017 - DEC 2017	NUMBER OF RECORDED INCIDENTS JAN 2018 - DEC 2018
Possession and/or use of cocaine	0	0	0	0
Possession and/or use of narcotics	0	0	0	2
Possession and/or use of cannabis	47	38	20	29
Possession and/or use of amphetamines	16	16	8	9
Possession and/or use of ecstasy	0	1	0	0
Possession and/or use of other drugs	13	7	5	1
Dealing, trafficking in cocaine	0	0	0	0
Dealing, trafficking in narcotics	0	0	0	0
Dealing, trafficking in cannabis	4	1	0	3
Dealing, trafficking in amphetamines	16	3	0	1
Dealing, trafficking in ecstasy	2	0	0	0
Dealing, trafficking in other drugs	1	0	0	2
Cultivating cannabis	4	6	2	5
Manufacturing drug	0	0	0	0
Importing drugs	0	0	0	0
Other drug related offences	21	21	5	8
<b>TOTAL</b>	<b>124</b>	<b>93</b>	<b>40</b>	<b>60</b>

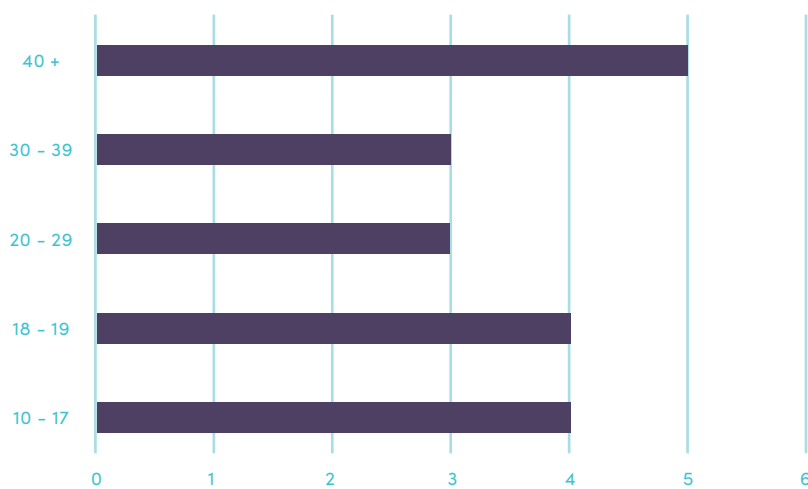
---

## Crime Profile

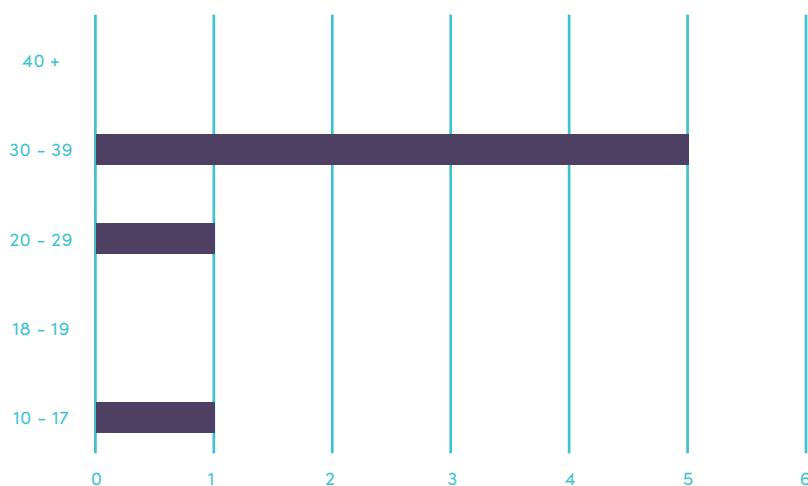
---

According to the NSW Recorded Crime Statistics for 2018, 26 offenders were prosecuted in Narrabri LGA for drug offences. The ages and gender of those offenders is summarised in Graphs 5 and 6 below:

**Graph 5:** Numbers of male offenders prosecuted for drug offences, Narrabri LGA, January to December 2018



**Graph 6:** Numbers of female offenders prosecuted for drug offences, Narrabri LGA, January to December 2018





## Crime Profile

### Liquor Offences

Liquor offences refer to production, sale, purchase and/or consumption of alcohol in breach of licensing conditions/ regulations/laws (ANZSOC, 2011).

It includes the police incident categories of consume alcohol in public by a minor, consume alcohol in an alcohol-free zone, Licensing Legislation Offences (eg: offence by licensee/employee/secretary/minor/customer (not minor), supply liquor to juvenile, offence against registered clubs.

Table 3 below shows the recorded criminal incidents of liquor offences occurring in Narrabri LGA by premises for the 10-year period between 2008 and 2018. As demonstrated in the table below, outdoor/public place and licensed premises are the most common types of premises where liquor offences occur. Both types of premises show a significant downward trend in the number of incidents over the 10-year period, with the average percentage for outdoor/public place being -220.28% and licensed premises -12.80%.

**Table 3:** Recorded criminal incidents of liquor offences by premises, Narrabri LGA, 2008 to 2018

PREMISES TYPE	2008	2009	2010	2011	2012	2013	2014	2015	2016	2017	2018
Retail / Wholesale	0	1	0	0	0	0	0	0	0	0	0
Personal Services	0	0	0	0	0	0	1	0	0	0	0
Outdoor / Public Place	35	31	46	47	24	33	22	9	4	0	1
Recreational Facilities	1	1	1	3	0	0	2	0	0	1	0
Residential Dwelling	1	1	0	0	0	0	0	0	0	0	0
Carpark	0	0	0	0	1	0	0	0	0	0	0
Education	0	0	1	0	0	0	0	0	0	0	0
Licensed Premises	25	33	36	53	39	28	28	27	17	16	6
Place of Worship	0	0	0	0	0	0	0	0	1	0	0
<b>TOTAL</b>	<b>62</b>	<b>67</b>	<b>84</b>	<b>103</b>	<b>64</b>	<b>61</b>	<b>53</b>	<b>36</b>	<b>22</b>	<b>17</b>	<b>7</b>

## Crime Profile

### Alcohol Related Offences

Alcohol related offences shows offences which the NSW Police Force choose to flag as 'alcohol related'.

'Non-alcohol related' offences are the remainder of offences which are not flagged. 'Alcohol related' results are available for selected offence where police could be expected to have information about whether alcohol is involved.

The offences that alcohol flag apply to are assault, sexual offences, robbery, murder, attempted murder, manslaughter, harassment/threatening behaviour, abduction/kidnapping, offensive conduct and offensive language.

**Table 4:**

Below outlines the number and proportion of selected offences flagged as alcohol related by NSW Police for 2018.

OFFENCE TYPE	ALCOHOL RELATED	NOT ALCOHOL RELATED	TOTAL NUMBER OF OFFENCES
Domestic violence related assault	27.7% (23)	72.3% (60)	83
Non-domestic violence related assault	35.9% (28)	64.1% (50)	78
Assault police	50% (3)	50% (3)	6
Sexual offences	12.5% (4)	87.5% (28)	32
Intimidation, stalking and harassment	17.2% (15)	82.8% (72)	87
Offensive conduct	36.4% (4)	63.6% (7)	11
Offensive language	33.3% (4)	66.7% (8)	12

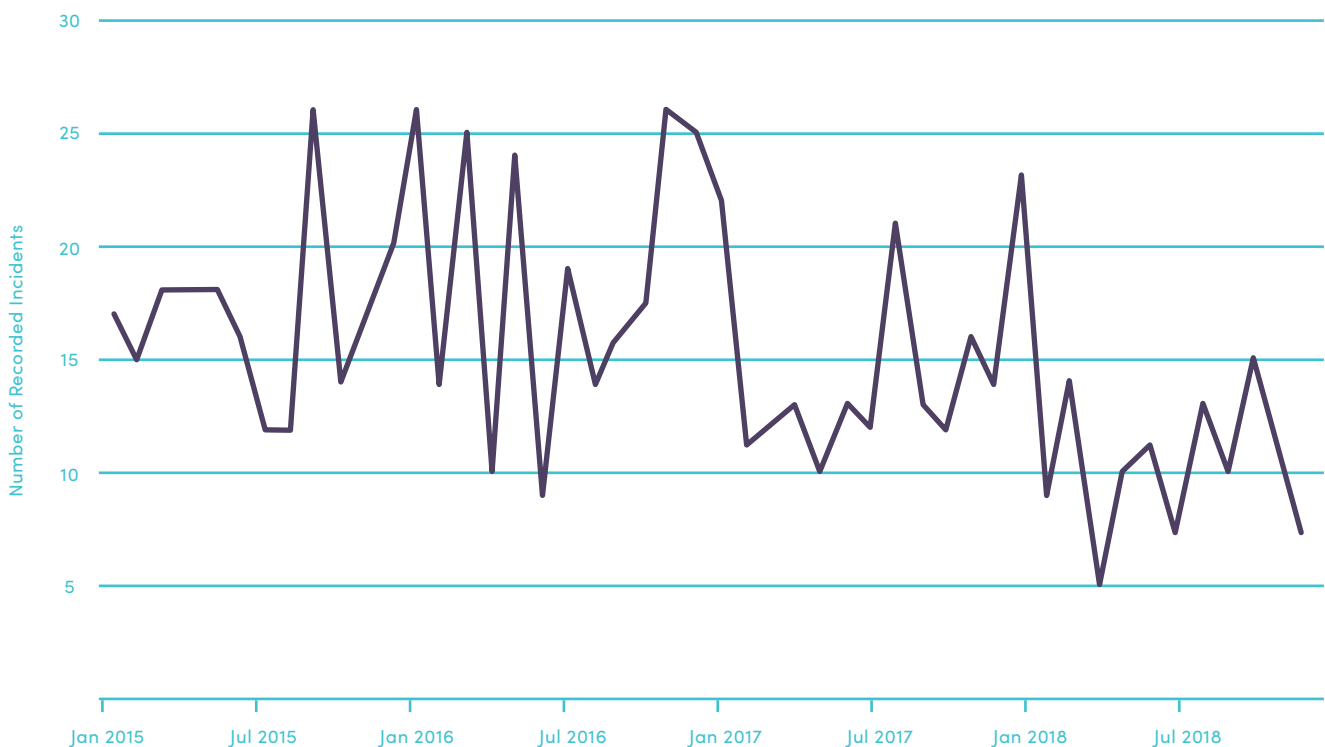
## Crime Profile

### Vandalism and Malicious Damage

Research undertaken by the Australian Institute of Criminology (AIC) into vandalism and graffiti has provided several strategies and programs tried in a number of countries. General principles proven to be effective include:

- Planning and design – designing spaces which are attractive and foster a sense of ownership can minimise the opportunities for vandalism and graffiti.
- Building standards – inappropriate material selection can result in defects, materials used need to be strong enough to withstand wear and tear and occasional misuse.
- Maintenance and repairs – damage attracts more damage, repairs should be completed as soon as possible.
- Materials – vandalproof materials should be used wherever possible, these can include paint resistant surfaces, unbreakable glass and plastics, and durable fixtures.
- Education programs – campaigns in schools to help children understand the consequences of graffiti and vandalism can discourage participation in these activities.
- Community responsibility – promoting a sense of ownership and responsibility for those whole-of-community facilities can help to reduce damage.
- Alternative activities – the provision of sporting and leisure activities for children and teenagers can reduce boredom and divert attention away from anti-social behaviour.
- Target hardening – opportunistic damage can be reduced by providing stronger locks and frames on doors, windows, storerooms, and cupboards.
- Information sharing – keeping statistics and information on the type, location, and scope of the damage can help to provide methods of prevention for the future.

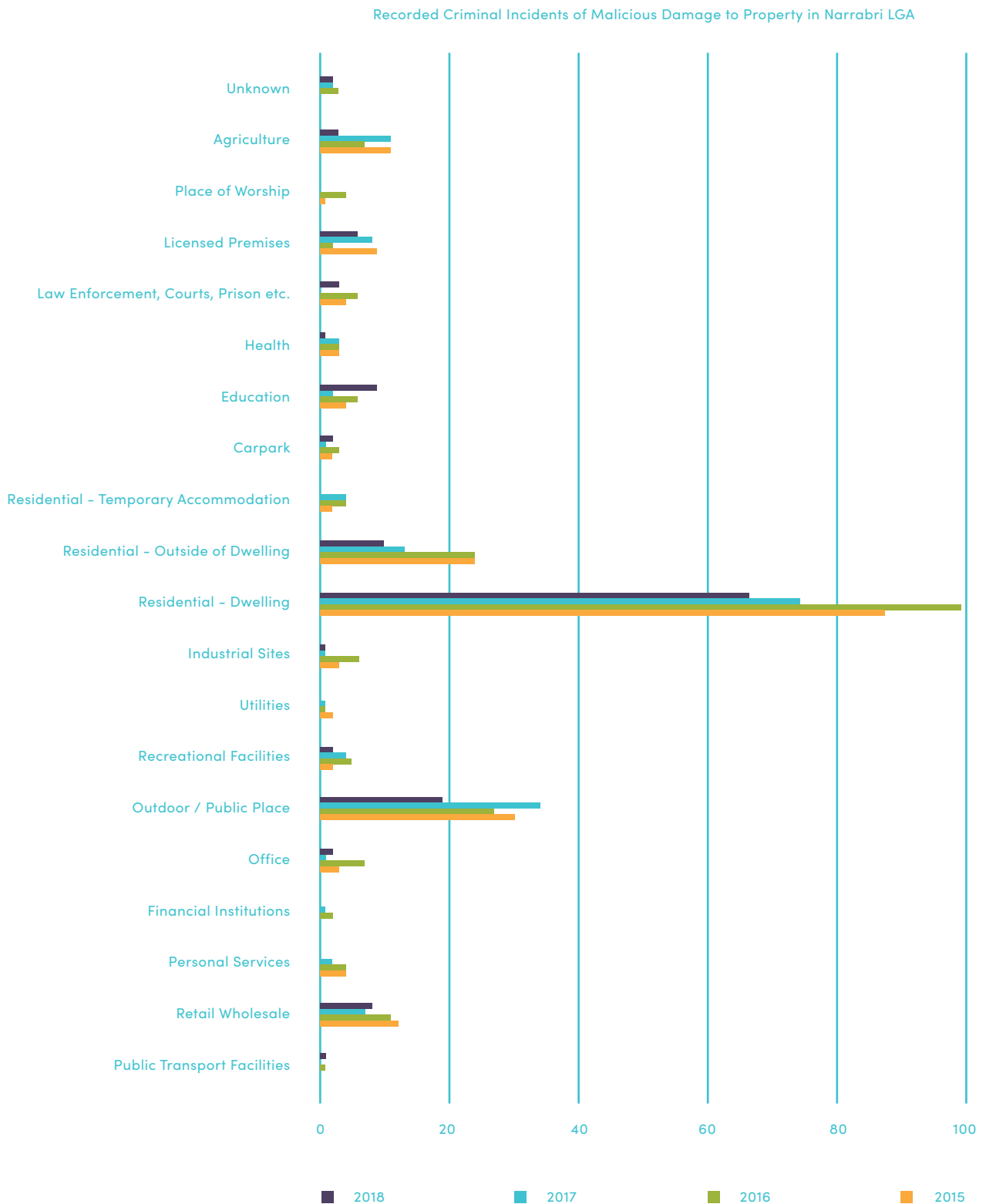
**Graph 7:** Malicious damage to property, Narrabri LGA, January 2015 to December 2018



## Crime Profile

**Graph 8:**

Recorded criminal incidents of malicious damage to property, Narrabri LGA, January 2015 to December 2018



## Crime Profile

### Rural Crime

In the recent Crime Prevention Survey undertaken by Council, only 28.1% (93 respondents) had the opinion that rural crime was the most common crime in their area. According to research by the Australian Institute of Criminology (AIC) in relation to rural crime, there is little knowledge available about attitudes towards crime prevention and the strategies employed by those on the land. There is also a very low rate of reporting of farm crime, mainly attributable to the belief that the police are unable to do anything about the crime.

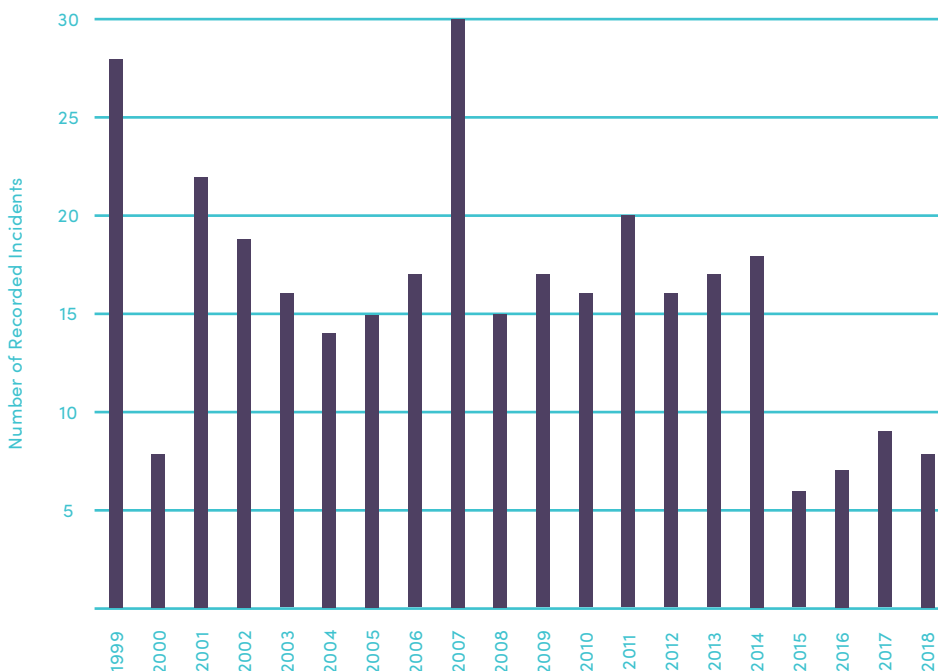
In research undertaken by Barclay et al. (2001) on farms across New South Wales it was found that more than two thirds (69%) had experienced some form of property crime over the 1999-2001 period. Importantly, 51% of farmers reported being a victim of two or more events of property crime, indicating a high rate of repeat victimisation.

It has also been identified that there are specific factors relevant to farms that can contribute to the opportunities for crimes to occur:

- Remoteness and distance between properties;
- Improved transport networks have resulted in ease of access to properties;
- Drought conditions have increased the value of livestock and other farm equipment, making them more appealing to thieves; and
- Relaxed attitude towards security on properties.

Graph 9 shows the number of recorded incidents of trespass on agricultural premises in Narrabri LGA for 20-year period between 1999 and 2018.

**Graph 9:** Recorded criminal incidents of trespass on agricultural premises, Narrabri LGA, 1999 to 2018





# Action Plan

## STRATEGY 1.1.2

### MAXIMISE COMMUNITY SAFETY THROUGH THE IMPLEMENTATION OF CRIME PREVENTION AND RISK MANAGEMENT ACTIONS

#### PRIORITY AREA: COMMUNITY AWARENESS

ACTION	RESPONSIBLE COUNCIL MANAGER	TIMEFRAME	STAKEHOLDERS AND POTENTIAL PROJECT PARTNERS	MEASURES OF SUCCESS
<p><b>Delivery Program Action 1.1.2.7:</b> Monitor, review and evaluate progress of the Narrabri Shire Crime Prevention Strategy through the facilitation of quarterly Crime Prevention Committee meetings.</p>	<ul style="list-style-type: none"> <li>Economic Development Manager</li> </ul>	2019/2020 2020/2021 2021/2022 2022/2023	<ul style="list-style-type: none"> <li>Narrabri Shire Council</li> <li>Oxley Police District</li> <li>Narrabri Shire Crime Prevention Advisory Committee</li> </ul>	<ul style="list-style-type: none"> <li>Reduction in overall crime incidents reported</li> <li>Positive increase in resident perception of safety identified in community surveys</li> <li>Number of Narrabri Shire Crime Prevention Advisory Committee meetings held per year</li> </ul>
<p><b>Delivery Program Action 1.1.2.16:</b> Develop and adopt a new Crime Prevention Strategy for Narrabri Shire; and embed into relevant Council's strategies and plans.</p>	<ul style="list-style-type: none"> <li>Economic Development Manager</li> </ul>	2019/2020		
<p>Support NSW Police to improve the community's perception of the level of crime within Narrabri Shire.</p>	<ul style="list-style-type: none"> <li>Economic Development Manager</li> <li>Community Relations Manager</li> </ul>	2019/2020 2020/2021 2021/2022 2022/2023		

## Action Plan

### PRIORITY AREA: ASSAULT - DOMESTIC VIOLENCE RELATED

ACTION	RESPONSIBLE COUNCIL MANAGER	TIMEFRAME	STAKEHOLDERS AND POTENTIAL PROJECT PARTNERS	MEASURES OF SUCCESS
Raise awareness through the facilitation and promotion of Domestic Violence campaigns and programs.	<ul style="list-style-type: none"> <li>Economic Development Manager</li> <li>Community Relations Manager</li> </ul>	2020/2021 2022/2023	<ul style="list-style-type: none"> <li>Narrabri Shire Council</li> <li>Oxley Police District</li> <li>State Government Agencies (eg: Family &amp; Community Services)</li> </ul>	<ul style="list-style-type: none"> <li>Reduction in overall crime incidents reported</li> <li>Positive increase in resident perception of safety identified in community surveys</li> </ul>
Support and promote educational programs targeted at assisting young people in developing healthy, respectful relationships.	<ul style="list-style-type: none"> <li>Economic Development Manager</li> <li>Community Relations Manager</li> </ul>	2019/2020 2020/2021 2021/2022 2022/2023	<ul style="list-style-type: none"> <li>Narrabri Shire Crime Prevention Advisory Committee</li> <li>Narrabri Shire Interagency Group</li> <li>Narrabri &amp; District Community Aid Service Inc.</li> </ul>	<ul style="list-style-type: none"> <li>Number of projects, campaigns, and programs supported each year</li> <li>Number of local organisations, service clubs, and sporting clubs involved in promoting Narrabri Shire as a “zero tolerance” community</li> </ul>
Continue to support activities that raise awareness through participation in and promotion of community events (White Ribbon Day etc).	<ul style="list-style-type: none"> <li>Economic Development Manager</li> </ul>	2019/2020 2020/2021 2021/2022 2022/2023	<ul style="list-style-type: none"> <li>Narrabri High School, Wee Waa High School</li> <li>Local Service Providers</li> <li>Local Sporting Clubs</li> </ul>	
Establish and maintain strong relationships with relevant government and local agencies, and service providers to commit resources which support the safety of families, children, and young people in Narrabri Shire.	<ul style="list-style-type: none"> <li>Economic Development Manager</li> </ul>	2019/2020 2020/2021 2021/2022 2022/2023	<ul style="list-style-type: none"> <li>Local Community Organisations</li> <li>Local Service Clubs</li> <li>Local Support Groups</li> </ul>	
Promote Narrabri Shire as a “zero tolerance” community in relation to domestic and family violence.	<ul style="list-style-type: none"> <li>Economic Development Manager</li> </ul>	2020/2021 2021/2022 2022/2023		



## Action Plan

### PRIORITY AREA: PROPERTY CRIME

ACTION	RESPONSIBLE COUNCIL MANAGER	TIMEFRAME	STAKEHOLDERS AND POTENTIAL PROJECT PARTNERS	MEASURES OF SUCCESS
Deliver an educational campaign in identified locations to reduce the risk of property and vehicle theft.	<ul style="list-style-type: none"> <li>Design Services Manager</li> </ul>	2019/2020	<ul style="list-style-type: none"> <li>Narrabri Shire Council</li> <li>Oxley Police District</li> <li>Community members</li> </ul>	<ul style="list-style-type: none"> <li>Reduction in overall crime incidents recorded</li> <li>Positive increase in resident perception of safety identified in community surveys</li> </ul>
Investigate the possibility of establishing Neighbourhood Watch groups within hotspot areas.	<ul style="list-style-type: none"> <li>Economic Development Manager</li> </ul>	2020/2021	<ul style="list-style-type: none"> <li>Narrabri Shire Crime Prevention Advisory Committee</li> </ul>	<ul style="list-style-type: none"> <li>Successful funding application for engravers</li> </ul>
Identify and pursue funding opportunities to provide resources to community members to mark valuables (eg: use of engravers on a loan basis)	<ul style="list-style-type: none"> <li>Economic Development Manager</li> <li>Library Manager</li> </ul>	2019/2020 2020/2021 2021/2022 2022/2023	<ul style="list-style-type: none"> <li>Narrabri Shire Interagency Group</li> <li>Narrabri &amp; District Community Aid Service Inc.</li> </ul>	<ul style="list-style-type: none"> <li>Number of community members borrowing available resources</li> </ul>
Provide regular and up-to-date information to the community regarding personal safety measures and strategies.	<ul style="list-style-type: none"> <li>Economic Development Manager</li> </ul>	2019/2020 2020/2021 2021/2022 2022/2023	<ul style="list-style-type: none"> <li>Narrabri &amp; District Chamber of Commerce Inc.</li> <li>Local Sporting Clubs</li> <li>Local Community Organisations</li> <li>Local Service Clubs</li> <li>Local Support Groups</li> </ul>	<ul style="list-style-type: none"> <li>Number of events supported during the year</li> </ul>

## Action Plan

### PRIORITY AREA: DRUG AND ALCOHOL OFFENCES

ACTION	RESPONSIBLE COUNCIL MANAGER	TIMEFRAME	STAKEHOLDERS AND POTENTIAL PROJECT PARTNERS	MEASURES OF SUCCESS
<p><b>Delivery Program Action 1.1.2.3:</b> Support and liaise with community groups and local residents to undertake a review of traffic and alcohol-free zoning requirements.</p>	<ul style="list-style-type: none"> <li>Design Services Manager</li> </ul>	2019/2020 2020/2021 2021/2022 2022/2023	<ul style="list-style-type: none"> <li>Narrabri Shire Council</li> <li>Oxley Police District</li> <li>Community members</li> </ul>	<ul style="list-style-type: none"> <li>Reduction in overall crime incidents recorded</li> </ul>
<p>Work collaboratively with government and local agencies to promote and support programs related to harm minimisation and the reduction of alcohol related violence.</p>	<ul style="list-style-type: none"> <li>Economic Development Manager</li> <li>Community Relations Manager</li> </ul>	2019/2020 2020/2021 2021/2022 2022/2023	<ul style="list-style-type: none"> <li>Narrabri Shire Crime Prevention Advisory Committee</li> <li>Narrabri Shire Interagency Group</li> </ul>	<ul style="list-style-type: none"> <li>Positive increase in resident perception of safety identified in community surveys</li> </ul>
<p>Support and encourage the provision of drug education programs in collaboration with other services to inform community members about drug use and associated health issues.</p>	<ul style="list-style-type: none"> <li>Economic Development Manager</li> </ul>	2019/2020 2020/2021 2021/2022 2022/2023	<ul style="list-style-type: none"> <li>Narrabri High School, Wee Waa High School</li> <li>Narrabri &amp; District Community Aid Service Inc.</li> </ul>	<ul style="list-style-type: none"> <li>Number of alcohol and drug-free events held during the year</li> </ul>
<p>Council to provide sharps disposal bins at appropriately identified locations within Narrabri Shire.</p>	<ul style="list-style-type: none"> <li>Manager Environmental Services</li> <li>Community Facilities Manager</li> </ul>	2019/2020	<ul style="list-style-type: none"> <li>Narrabri &amp; District Chamber of Commerce Inc.</li> </ul>	<ul style="list-style-type: none"> <li>Number of drug education programs supported during the year</li> </ul>
<p>Raise awareness and provide support for programs and campaigns aimed at reducing drug use (eg: Dob in a Dealer).</p>	<ul style="list-style-type: none"> <li>Economic Development Manager</li> <li>Community Relations Manager</li> </ul>	2020/2021 2021/2022 2022/2023	<ul style="list-style-type: none"> <li>Local Service Providers</li> <li>Local Sporting Clubs</li> </ul>	
<p>Provide encouragement and support to the delivery of alcohol and drug-free community events within Narrabri Shire.</p>	<ul style="list-style-type: none"> <li>Economic Development Manager</li> <li>Community Relations Manager</li> <li>Community Facilities Manager</li> <li>Design Services Manager</li> <li>Venue Manager</li> <li>Tourism Manager</li> </ul>	2019/2020 2020/2021 2021/2022 2022/2023	<ul style="list-style-type: none"> <li>Local Community Organisations</li> <li>Local Service Clubs</li> <li>Local Support Groups</li> </ul>	

## Action Plan

### PRIORITY AREA: VANDALISM AND MALICIOUS DAMAGE

ACTION	RESPONSIBLE COUNCIL MANAGER	TIMEFRAME	STAKEHOLDERS AND POTENTIAL PROJECT PARTNERS	MEASURES OF SUCCESS
<p><b>Delivery Program Action 1.1.2.1:</b> Apply Crime Prevention Through Environmental Design (CPTED) principles to the design and maintenance of parks, open spaces and amenities to enhance public safety.</p>	<ul style="list-style-type: none"> <li>Community Facilities Manager</li> </ul>	2019/2020 2020/2021 2021/2022 2022/2023	<ul style="list-style-type: none"> <li>Narrabri Shire Council</li> <li>Oxley Police District</li> <li>NSW Police Youth Command</li> </ul>	<ul style="list-style-type: none"> <li>Reduction in overall crime incidents recorded</li> </ul>
<p><b>Delivery Program Action 1.1.2.6:</b> Promotion campaign advising the community that Council seeks to provide a safe CBD environment and aims to protect people and property with the installation of a CCTV network.</p>	<ul style="list-style-type: none"> <li>Economic Development Manager</li> <li>Community Relations Manager</li> </ul>	2019/2020	<ul style="list-style-type: none"> <li>Community members</li> <li>Narrabri Shire Crime Prevention Advisory Committee</li> </ul>	<ul style="list-style-type: none"> <li>Positive increase in resident perception of safety identified in community surveys</li> </ul>
<p><b>Delivery Program Action 1.1.2.18:</b> Install / upgrade CCTV in areas to include CBD, Visitor Information Centre Precinct, Airport, the Narrabri Aquatic Centre, the Administration Building, the Depot.</p>	<ul style="list-style-type: none"> <li>Information Services Manager</li> </ul>	2019/2020	<ul style="list-style-type: none"> <li>Narrabri Shire Interagency Group</li> <li>Narrabri High School, Wee Waa High School</li> </ul>	<ul style="list-style-type: none"> <li>Identification of available methods for the capture of information</li> </ul>
<p>Investigate methods to capture information and statistics on the type, location, and scope of vandalism and malicious damage to Council resources and facilities.</p>	<ul style="list-style-type: none"> <li>Information Services Manager</li> <li>Community Facilities Manager</li> </ul>	2020/2021	<ul style="list-style-type: none"> <li>Local Service Providers</li> <li>Local Sporting Clubs</li> </ul>	<ul style="list-style-type: none"> <li>The number of programs and activities supported during the year</li> </ul>
<p>Support educational and community-based programs that encourage participation and celebrate the achievements of young people within the Shire.</p>	<ul style="list-style-type: none"> <li>Economic Development Manager</li> </ul>	2019/2020 2020/2021 2021/2022 2022/2023	<ul style="list-style-type: none"> <li>Local Community Organisations</li> <li>Local Service Clubs</li> <li>Local Support Groups</li> </ul>	
<p>Continue to support activities that raise awareness through participation in and promotion of community events (Graffiti Removal Day etc).</p>	<ul style="list-style-type: none"> <li>Economic Development Manager</li> </ul>	2019/2020 2020/2021 2021/2022 2022/2023		

## Action Plan

### PRIORITY AREA: VANDALISM AND MALICIOUS DAMAGE *CONTINUED*

ACTION	RESPONSIBLE COUNCIL MANAGER	TIMEFRAME	STAKEHOLDERS AND POTENTIAL PROJECT PARTNERS	MEASURES OF SUCCESS
Raise internal awareness of vandalism and malicious damage that is occurring within Narrabri Shire.	<ul style="list-style-type: none"><li>Community Facilities Manager</li><li>Community Relations Manager</li></ul>	2019/2020 2020/2021 2021/2022 2022/2023		
Partner with local community groups and organisations to provide recreational activities for young people as a diversion from anti-social behaviour.	<ul style="list-style-type: none"><li>Economic Development Manager</li><li>Community Facilities Manager</li><li>Venue Manager</li></ul>	2019/2020 2020/2021 2021/2022 2022/2023		

## Action Plan

### PRIORITY AREA: RURAL CRIME

ACTION	RESPONSIBLE COUNCIL MANAGER	TIMEFRAME	STAKEHOLDERS AND POTENTIAL PROJECT PARTNERS	MEASURES OF SUCCESS
Support NSW Police to promote the provision of workshops in regional NSW aimed at tackling rural crime.	<ul style="list-style-type: none"> <li>Economic Development Manager</li> </ul>	2019/2020 2020/2021 2021/2022 2022/2023	<ul style="list-style-type: none"> <li>Narrabri Shire Council</li> <li>Oxley Police District</li> <li>Community members</li> </ul>	<ul style="list-style-type: none"> <li>Reduction in overall crime incidents recorded</li> <li>Positive increase in resident perception of safety identified in community surveys</li> </ul>
Raise awareness through the facilitation of NSW Police talks about community safety and rural crime prevention methods at community meetings and activities.	<ul style="list-style-type: none"> <li>Economic Development Manager</li> </ul>	2019/2020 2020/2021 2021/2022 2022/2023	<ul style="list-style-type: none"> <li>Narrabri Shire Crime Prevention Advisory Committee</li> <li>Narrabri Shire Interagency Group</li> </ul>	<ul style="list-style-type: none"> <li>Number of NSW Police talks held during the year.</li> <li>Number of workshops held during the year</li> </ul>
In conjunction with NSW Police, design and deliver an awareness campaign on the importance of reporting rural crime to Police.	<ul style="list-style-type: none"> <li>Economic Development Manager</li> </ul>	2020/2021 2021/2022	<ul style="list-style-type: none"> <li>Local Service Providers</li> <li>Local Sporting Clubs</li> </ul>	
Provide regular and up-to-date information to the rural community regarding crime prevention strategies and measures.	<ul style="list-style-type: none"> <li>Economic Development Manager</li> <li>Community Relations Manager</li> </ul>	2019/2020 2020/2021 2021/2022 2022/2023	<ul style="list-style-type: none"> <li>Local Community Organisations</li> <li>Local Service Clubs</li> <li>Local Support Groups</li> </ul>	

# Appendices

## Crime Prevention Survey Results

---

SurveyMonkey collated survey results found on **pages 39 - 48**

## References and Resources

---

NSW Local Government Act 1993  
NSW Government Department of Justice – Guidelines for developing a crime prevention strategy  
The Children (Protection and Parental Responsibility) Act 1997  
New England North West Regional Plan 2036  
NSW Police Force Crime Prevention Strategy 2015-2017  
NSW 2021  
Narrabri Shire Council Community Strategic Plan 2017-2027  
National Crime Prevention Framework  
Australian Institute of Criminology (AIC) 2012

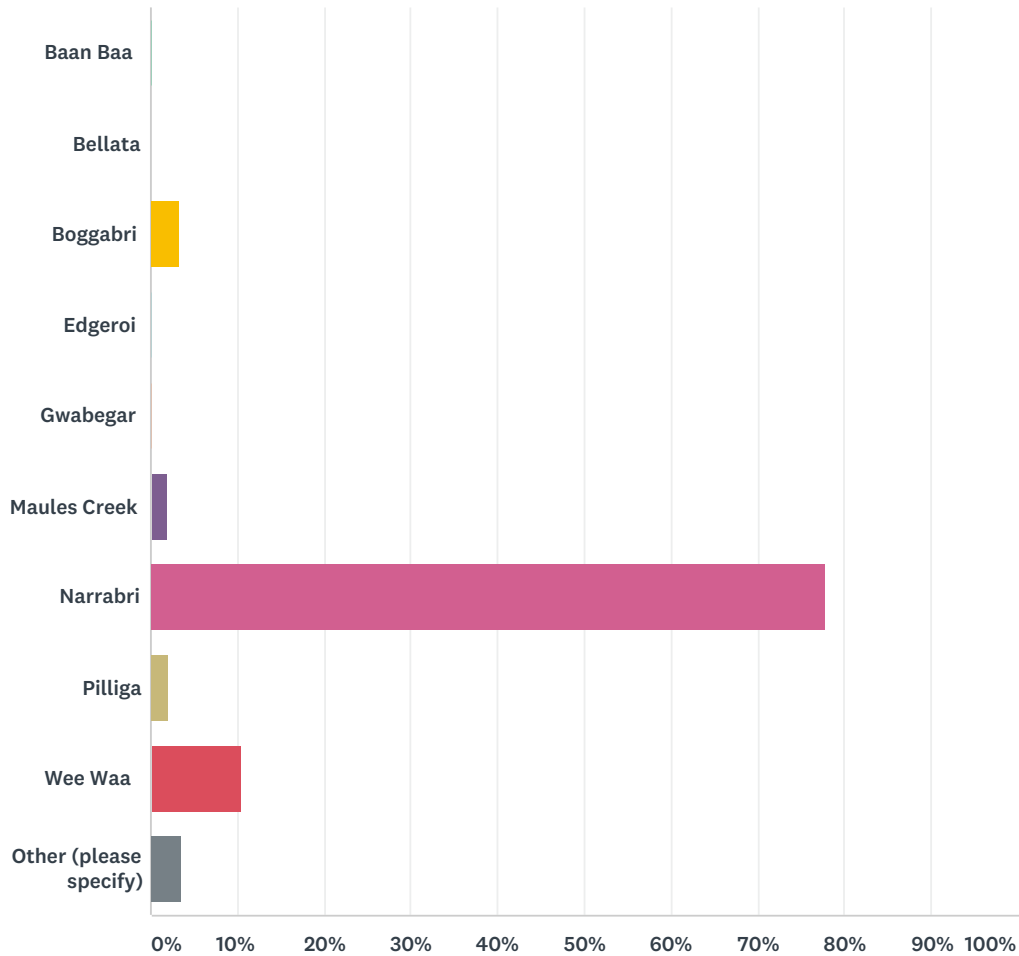
## Websites

---

Australian Institute of Criminology website, accessed March 2019, **[www.aic.gov.au](http://www.aic.gov.au)**  
Australian Crime Prevention Council website, accessed March 2019, **[www.acpc.org.au](http://www.acpc.org.au)**  
Australian Bureau of Statistics website, accessed March 2019, **[www.quickstats.censusdata.abs.gov.au](http://www.quickstats.censusdata.abs.gov.au)**  
NSW Government Department of Justice, accessed April 2019, **[www.crimeprevention.nsw.gov.au](http://www.crimeprevention.nsw.gov.au)**

## Q1 Where in Narrabri Shire do you live?

Answered: 335 Skipped: 1



ANSWER CHOICES	RESPONSES
Baan Baa	0.30% 1
Bellata	0.00% 0
Boggabri	3.28% 11
Edgeroi	0.30% 1
Gwabegar	0.30% 1
Maules Creek	1.79% 6
Narrabri	77.91% 261
Pilliga	2.09% 7
Wee Waa	10.45% 35
Other (please specify)	3.58% 12
<b>TOTAL</b>	<b>335</b>

## Crime Prevention Survey

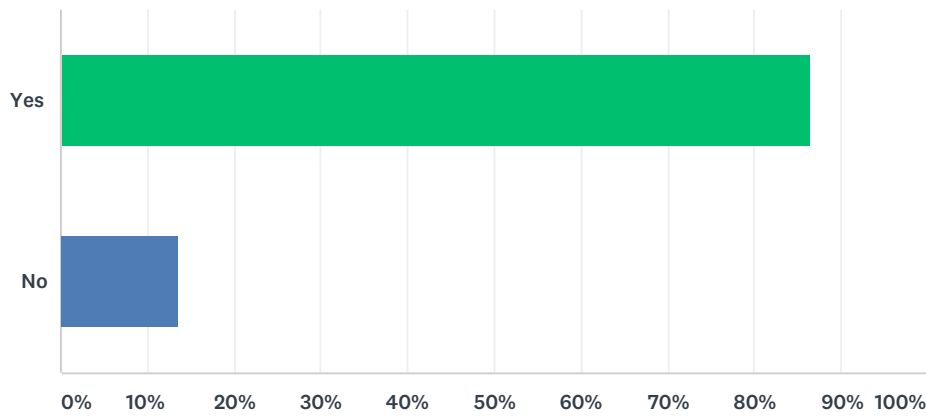
#	OTHER (PLEASE SPECIFY)	DATE
1	Yarrie Lake	4/15/2019 11:29 AM
2	Not Narrabri. I live in Moree	4/9/2019 8:22 PM
3	Jacks Creek	3/24/2019 3:08 PM
4	Nowley	3/20/2019 8:15 PM
5	Eulah Creek	3/16/2019 12:46 PM
6	Eulah creek	3/16/2019 9:42 AM
7	Turrawan	3/14/2019 8:37 PM
8	Killarney Gap Road	3/14/2019 3:18 PM
9	Jack's Creek	3/14/2019 10:59 AM
10	Eulah Creek	3/14/2019 6:49 AM
11	Kamilaroi hwy (wee waa rd)	3/13/2019 8:58 PM
12	Courrada	3/13/2019 7:50 PM



# Crime Prevention Survey

## Q2 Do you think there is a crime problem where you live?

Answered: 336 Skipped: 0

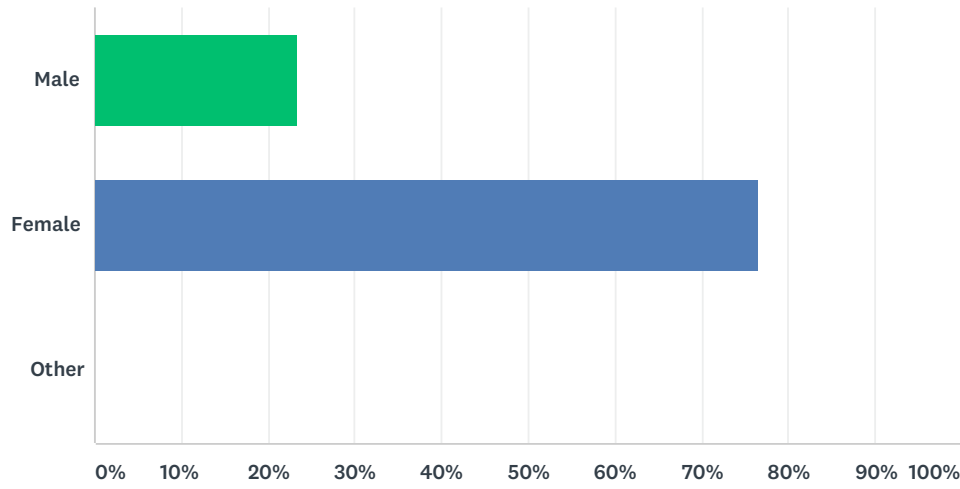


ANSWER CHOICES	RESPONSES	
Yes	86.31%	290
No	13.69%	46
TOTAL		336

# Crime Prevention Survey

## Q3 What gender are you?

Answered: 336 Skipped: 0

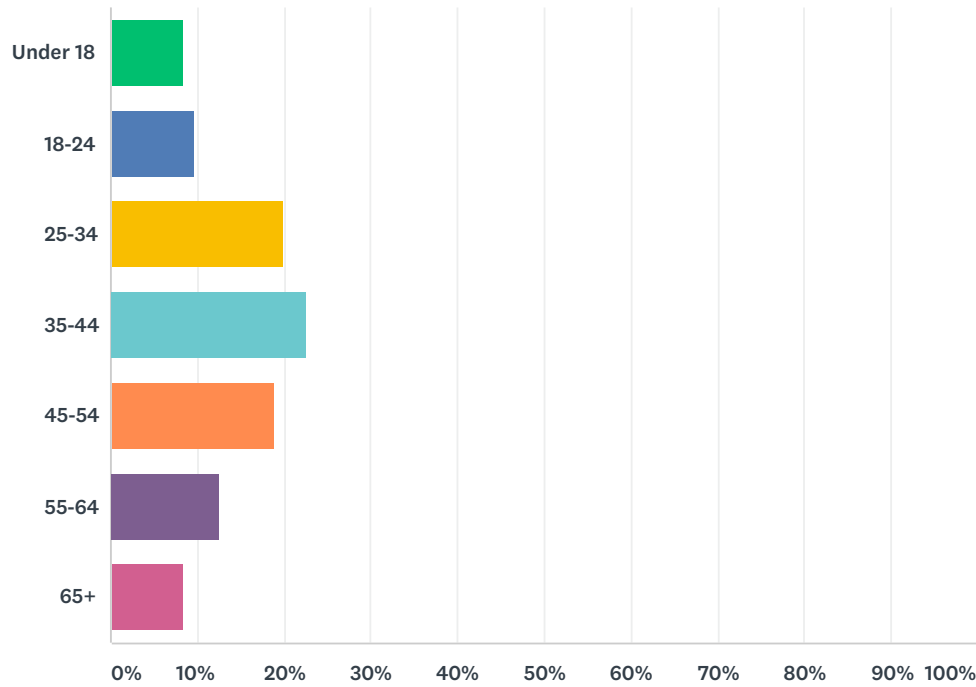


ANSWER CHOICES	RESPONSES	
Male	23.51%	79
Female	76.49%	257
Other	0.00%	0
TOTAL		336

## Crime Prevention Survey

### Q4 What age group do you fit into?

Answered: 336 Skipped: 0

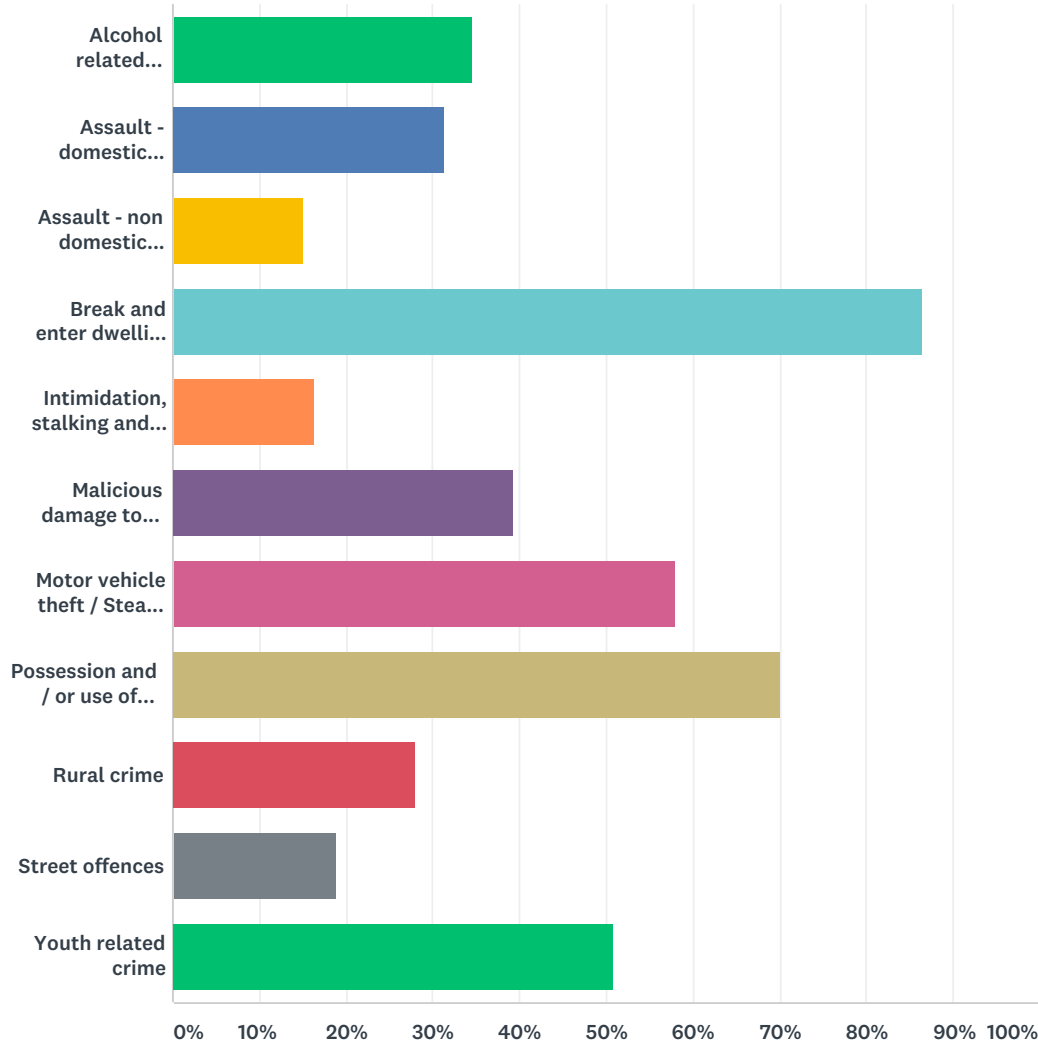


ANSWER CHOICES	RESPONSES	
Under 18	8.33%	28
18-24	9.52%	32
25-34	19.94%	67
35-44	22.62%	76
45-54	18.75%	63
55-64	12.50%	42
65+	8.33%	28
<b>TOTAL</b>		<b>336</b>

Crime Prevention Survey

Q5 What in your opinion are the most common crimes in your area?  
(select all that apply).

Answered: 331 Skipped: 5



ANSWER CHOICES	RESPONSES	
Alcohol related offences	34.44%	114
Assault - domestic violence related	31.42%	104
Assault - non domestic violence related	15.11%	50
Break and enter dwelling / Steal from dwelling	86.40%	286
Intimidation, stalking and harassment	16.31%	54
Malicious damage to property / Vandalism	39.27%	130
Motor vehicle theft / Steal from motor vehicle	58.01%	192
Possession and / or use of drugs	70.09%	232
Rural crime	28.10%	93

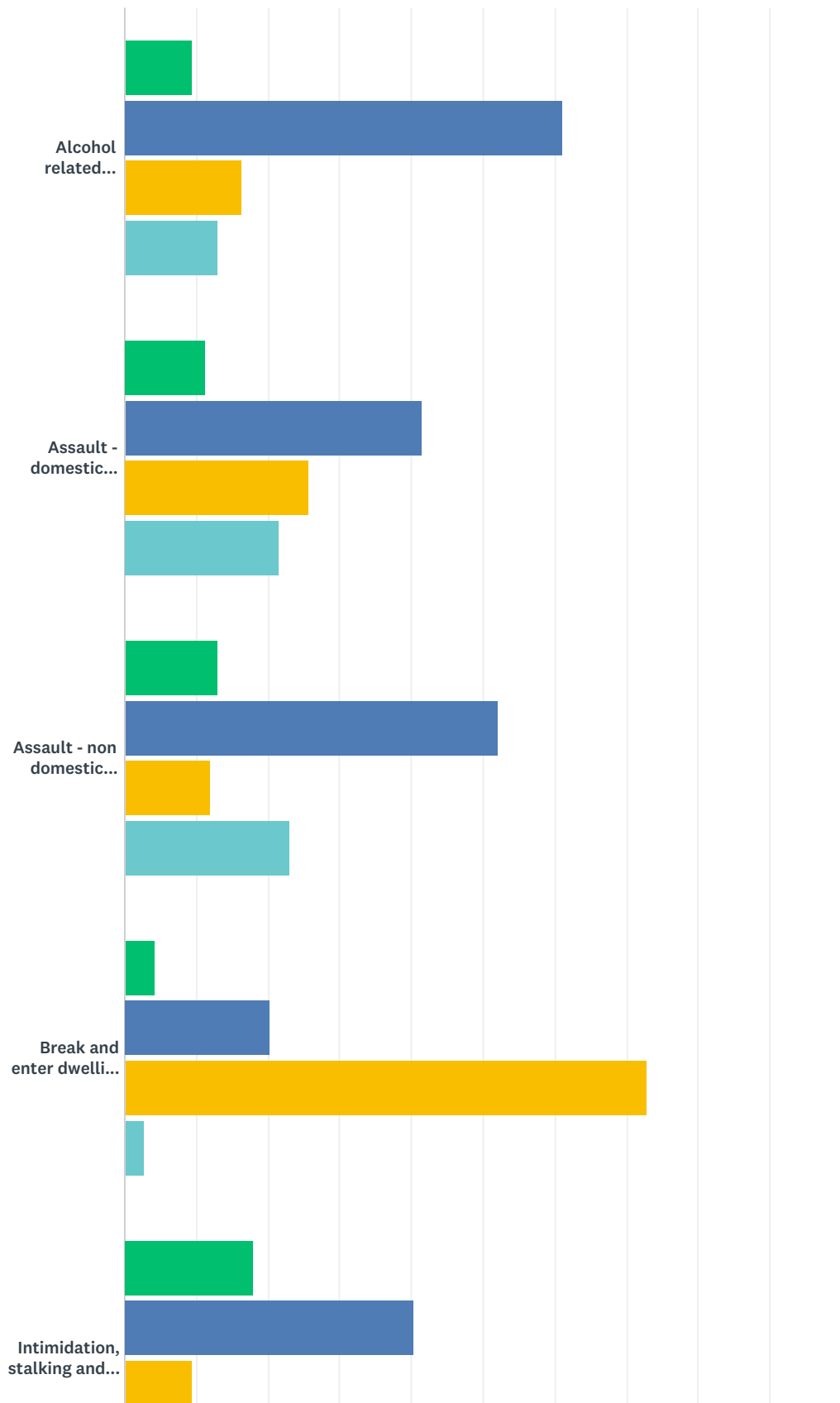
## Crime Prevention Survey

Street offences	18.73%	62
Youth related crime	50.76%	168
Total Respondents: 331		

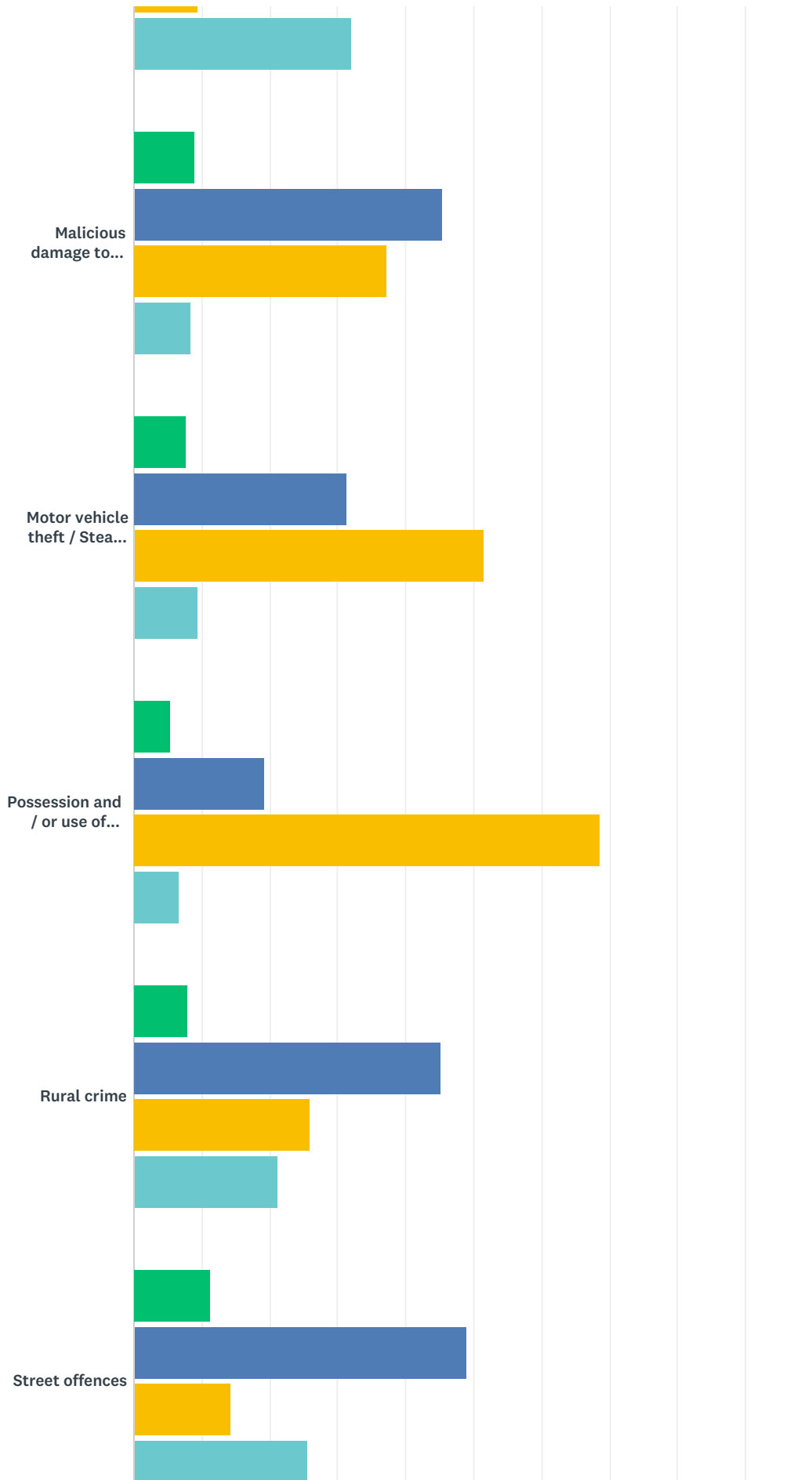
Crime Prevention Survey

Q6 In your opinion how severe are the following crimes in your area?

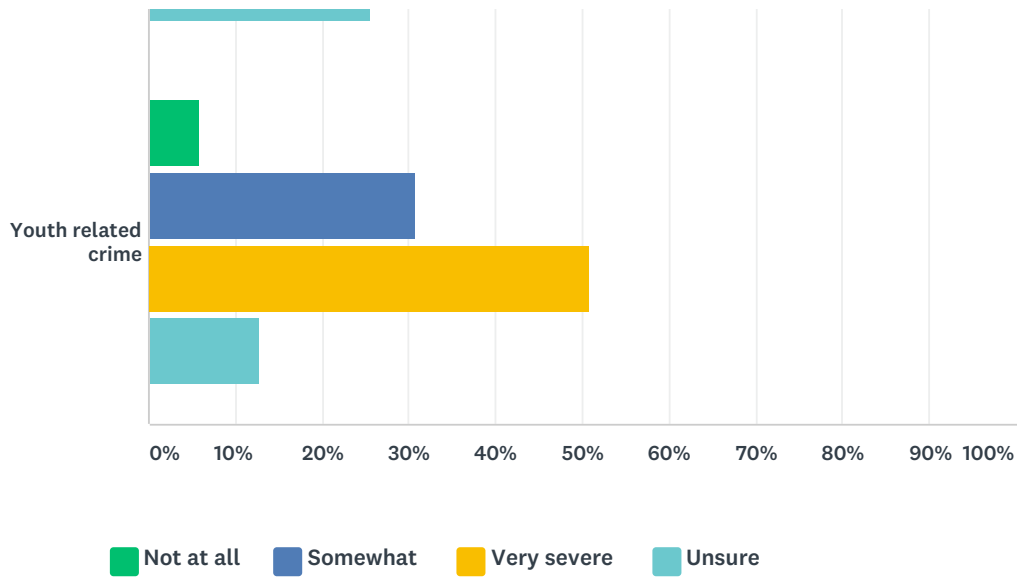
Answered: 336 Skipped: 0



## Crime Prevention Survey



## Crime Prevention Survey



	NOT AT ALL	SOMEWHAT	VERY SEVERE	UNSURE	TOTAL
Alcohol related offences	9.42% 31	61.09% 201	16.41% 54	13.07% 43	329
Assault - domestic violence related	11.35% 37	41.41% 135	25.77% 84	21.47% 70	326
Assault - non domestic violence related	12.88% 42	52.15% 170	11.96% 39	23.01% 75	326
Break and enter dwelling / Steal from dwelling	4.19% 14	20.36% 68	72.75% 243	2.69% 9	334
Intimidation, stalking and harassment	18.04% 59	40.37% 132	9.48% 31	32.11% 105	327
Malicious damage to property / Vandalism	9.06% 30	45.32% 150	37.16% 123	8.46% 28	331
Motor vehicle theft / Steal from motor vehicle	7.83% 26	31.33% 104	51.51% 171	9.34% 31	332
Possession and / or use of drugs	5.44% 18	19.34% 64	68.58% 227	6.65% 22	331
Rural crime	7.93% 26	45.12% 148	25.91% 85	21.04% 69	328
Street offences	11.21% 36	48.91% 157	14.33% 46	25.55% 82	321
Youth related crime	5.78% 19	30.70% 101	50.76% 167	12.77% 42	329



# Glossary

<b>ABS</b>	Australian Bureau of Statistics
<b>AIC</b>	Australian Institute of Criminology
<b>Alcohol related</b>	Shows offences which the NSW Police Force choose to flag as 'alcohol related'. 'Non-alcohol related' offences are the remainder of offences which are not flagged. 'Alcohol related' results are available for selected offences where police could be expected to have information about whether alcohol is involved.
<b>ANZSOC</b>	Australia and New Zealand Society of Criminology
<b>Australia and New Zealand Society of Criminology</b>	Bureau of Crime Statistics and Research
<b>Breach Apprehended Violence Order (AVO)</b>	Act or omission breaching the conditions of an apprehended violence order (ANZSOC, 2011). Includes the police incident categories of breach apprehended violence order - domestic, and breach apprehended violence order - personal.
<b>Break and enter</b>	Unlawful entry of a structure with the intent to commit an offence where the entry is either forced or unforced. Break and enter can occur in dwellings or non-dwellings. Dwellings include residential premises such as houses, home units or villas. Non-dwellings include premises where people do not usually reside such as retail premises, wholesale premises, educational premises, industrial premises, recreational premises etc (ANZSOC, 2011).
<b>CCTV</b>	Closed Circuit Television
<b>CPP</b>	Crime Prevention Plan
<b>CPTED</b>	Crime Prevention Through Environmental Design
<b>Day/Night</b>	'Day' is from 6.00am to 6.00pm. 'Night' is from 6.00pm to 6.00am.
<b>Domestic violence related</b>	Shows offences which the NSW Police Force choose to flag as 'domestic violence related'. 'Non-domestic violence related' offences are the remainder of offences which were not flagged.
<b>Drug offences</b>	Possessing, selling, dealing, trafficking, importing, manufacturing or cultivating illicit drugs and misuse of licit prescription drugs.
<b>Intimidation, stalking and harassment</b>	Actions that harass or are intended to harass, threaten or invade the privacy of an individual, not amounting to an assault, sexual assault, blackmail or intimidation. Can be face to face, written, or made through a carriage service (eg. phone, computer, etc.) (ANZSOC, 2011).

---

## Glossary

---

<b>LGA</b>	Local Government Area
<b>Malicious damage to property</b>	Wilful and unlawful destruction, damage or defacement of public or private property or the pollution of property or a definable entity held in common by the community (ANZSOC, 2011).
<b>n.c.</b>	Not calculated
<b>Offenders</b>	Persons of interest who have a legal action commenced against them by the NSW Police Force. Legal actions can include: referral to court, caution, youth justice conference, criminal infringement notice, other infringement notice and/or cannabis or other drug caution.
<b>Other drug offences</b>	Includes the police incident categories of forge/utter prescription, possess drug utensil, other drug detection/seizure offence.
<b>Steal from dwelling</b>	Incidents of steal from dwelling where entry was lawfully gained (eg stealing from a house to which the offender has been invited) or where the offender did not need to force entry.
<b>Steal from motor vehicle</b>	Unlawful taking of parts or contents from another person's motor vehicle illegally and without permission (ANZSOC, 2011).
<b>Theft and stealing</b>	Unlawful taking or obtaining of money or goods not involving the use of force, threat of force or violence, coercion or deception, with the intent to permanently or temporarily deprive the owner or possessor of the use of the money or goods, or the receiving or handling of money or goods obtained unlawfully.
<b>Drug offences</b>	Possessing, selling, dealing, trafficking, importing, manufacturing or cultivating illicit drugs and misuse of licit prescription drugs.
<b>Weekend/Weekday</b>	'Weekend' is from 6pm Friday until 6am Monday. 'Weekday' is from 6am Monday until 6pm Friday.

www.  
**narrabri.**  
nsw.gov.au

Narrabri Shire Council  
46 - 48 Maitland Street  
PO Box 261, Narrabri NSW 2390

P. (02) 6799 6866  
F. (02) 6799 6888  
E. [council@narrabri.nsw.gov.au](mailto:council@narrabri.nsw.gov.au)



**NARRABRI SHIRE**  
DISCOVER THE POTENTIAL